



GENERAL
CATALOGUE

#30



index

ALPHABETIC INDEX	
ABITA	PG 102
ACTION	PG 200
ARDESIA	PG 218
ARTISTIC STONE	PG 208
ASPEN	PG 34
BRICK	PG 226
CEMENTONE OUT	PG 152
CONTEMPORARY	PG 120
CROMATICA	PG 194
CULT	PG 128
DECORS	PG 180
DOLMEN	PG 222
DOWNTOWN WOOD	PG 156
EMOTION	PG 136
ERMETICA	PG 66
EVOQ	PG 144
FOSSILI	PG 92
FRAME	PG 164
GRANITI	PG 230
IROC	PG 42
MEMENTO TRAVERTINO	PG 50
MURETTI	PG 234
MURO DI SIENA / ASSISI	PG 238
NATURE OUT	PG 82
NUANCE	PG 58
ONYX	PG 18
OUTDOOR 4.0	PG 244
PIETRONE - ROCCIONE	PG 88
PORTLAND	PG 112
SHELLSTONE	PG 26
SIERRA	PG 172
STONE COLLECTION	PG 74
STONE MIX	PG 98
TINTA UNITA	PG 216
TRADITIONAL OUTDOOR	PG 242
VILLAGE COLOR	PG 212

ECODADO GROUP	PG 2
LA NOSTRA STORIA OUR HISTORY	PG 3
GOGREEN	PG 4
CERTIFICAZIONI CERTIFICATIONS	PG 5
I VALORI DELLA CERAMICA CERAMIC VALUES	PG 6
FINITURE FINISHES	PG 7
RIEPILOGO FORMATI SIZES SUMMARY	PG 8
RIEPILOGO ANTISCIVOLO SLIP RESISTANCE SUMMARY	PG 10
CROSS&MATCH	PG 12
EFFETTO MARMO E PIETRA MARBLE&STONE LOOK	PG 18
EFFETTO CEMENTO E RESINA CONCRETE&RESIN LOOK	PG 102
EFFETTO LEGNO WOOD LOOK	PG 156
RIVESTIMENTI WALL DESIGN	PG 180
COLLEZIONI DA ESTERNO OUTDOOR SPACES	PG 242
CARATTERISTICHE TECNICHE TECHNICAL FEATURES	PG 300
CONSIGLI DI POSA, PULIZIA E MANUTENZIONE ADVICES FOR INSTALLATION AND CLEANING	PG 303
CONDIZIONI GENERALI DI VENDITA GENERAL CONDITIONS OF SALE	PG 304



www.anticaceramica.it

COLLECTIONS INDEX

MARBLE & STONE LOOK	
ONYX	PG 18
SHELLSTONE	PG 26
ASPEN	PG 34
IROC	PG 42
MEMENTO TRAVERTINO	PG 50
NUANCE	PG 58
ERMETICA	PG 66
STONE COLLECTION	PG 74
NATURE OUT	PG 82
PIETRONE - ROCCIONE	PG 88
FOSSILI	PG 92
STONE MIX	PG 98
CONCRETE & RESIN LOOK	
ABITA	PG 102
PORTLAND	PG 112
CONTEMPORARY	PG 120
CULT	PG 128
EMOTION	PG 136
EVOQ	PG 144
CEMENTONE OUT	PG 152
WOOD LOOK	
DOWNTOWN WOOD	PG 156
FRAME	PG 164
SIERRA	PG 172
WALL DESIGN	
DECORS	PG 180
CROMATICA	PG 194
ACTION	PG 200
ARTISTIC STONE	PG 208
VILLAGE COLOR	PG 212
TINTA UNITA	PG 216
ARDESIA	PG 218
DOLMEN	PG 222
BRICK	PG 226
GRANITI	PG 230
MURETTI	PG 234
MURO DI SIENA / ASSISI	PG 238
OUTDOOR SPACES	
TRADITIONAL OUTDOOR	PG 242
OUTDOOR 4.0	PG 244

Antica Ceramica Rubiera è partner attivo di **EcoDado+ Group** formato dalla collaborazione industriale e commerciale di Antica Ceramica Rubiera, Dado Ceramica e Cotto Petrus. EcoDado+ Group è uno gruppo industriale italiano che produce e commercializza rivestimenti in bicottura atomizzata e pavimenti in gres porcellanato. Grazie all'utilizzo delle più moderne tecnologie e alla solida esperienza di persone dedicate con passione alla ricerca di design e della qualità, soddisfiamo le esigenze dei nostri clienti in tutto il mondo.

Antica Ceramica Rubiera is an active partner **EcoDado+ Group** in the industrial and commercial synergy linking Antica Ceramica Rubiera, Dado Ceramica and Cotto Petrus.. EcoDado+ Group is an industrial group based in Italy that manufactures and sells double-fired wall tiles and porcelain stoneware tiles. Thanks to the use of the most modern technologies and the decennial know-how of people dedicated with passion to the research of design and quality, we meet the needs of our customers all over the world.

Antica Ceramica Rubiera est un partenaire actif du **EcoDado+ Group** formé par la collaboration industrielle et commerciale d'Antica Ceramica Rubiera, Dado Ceramica et Cotto Petrus. EcoDado+ Group est un groupe industriel italien qui fabrique et vend de revêtements en biccuisson atomisé et de sols en grès cérame émaillé. Grâce à l'utilisation des technologies les plus modernes et une expérience décennale de personnes dévouées avec passion en quête de design et de qualité, nous répondons aux besoins de nos clients partout dans le monde.

Antica Ceramica Rubiera ist ein aktiver Partner von **EcoDado+ Group**, das aus der industriellen und kommerziellen Zusammenarbeit von Antica Ceramica Rubiera, Dado Ceramica und Cotto Petrus entstanden ist. EcoDado+ Group ist eine italienische Industriegruppe die Wandfliesen aus atomisiertem Zweibrandverfahren und Bodenfliesen aus glasiertem Feinsteinzeug produziert. Dank der Verwertung der modernsten Technologien und der jahrzehntenlangen Erfahrung von Fachleuten die sich leidenschaftlich der Forschung von Design und Qualitaet widmen, ist Dadogroup in der Lage die Beduerfnisse einer weltweiten Kundschaft zu erfuellen.



Antica Ceramica Rubiera Uffici, Stabilimento Produttivo e Magazzino (Offices, Production Plant and Warehouse)

Dado Ceramica Uffici e Stabilimento Produttivo (Offices and Production Plant)

Dado Ceramica Magazzino (Warehouse)

Cotto Petrus Uffici, Stabilimento Produttivo, Atomizzatore e Magazzino (Offices, Production Plant, Atomizer and Warehouse)

ecodado+™ Group



Since 1961

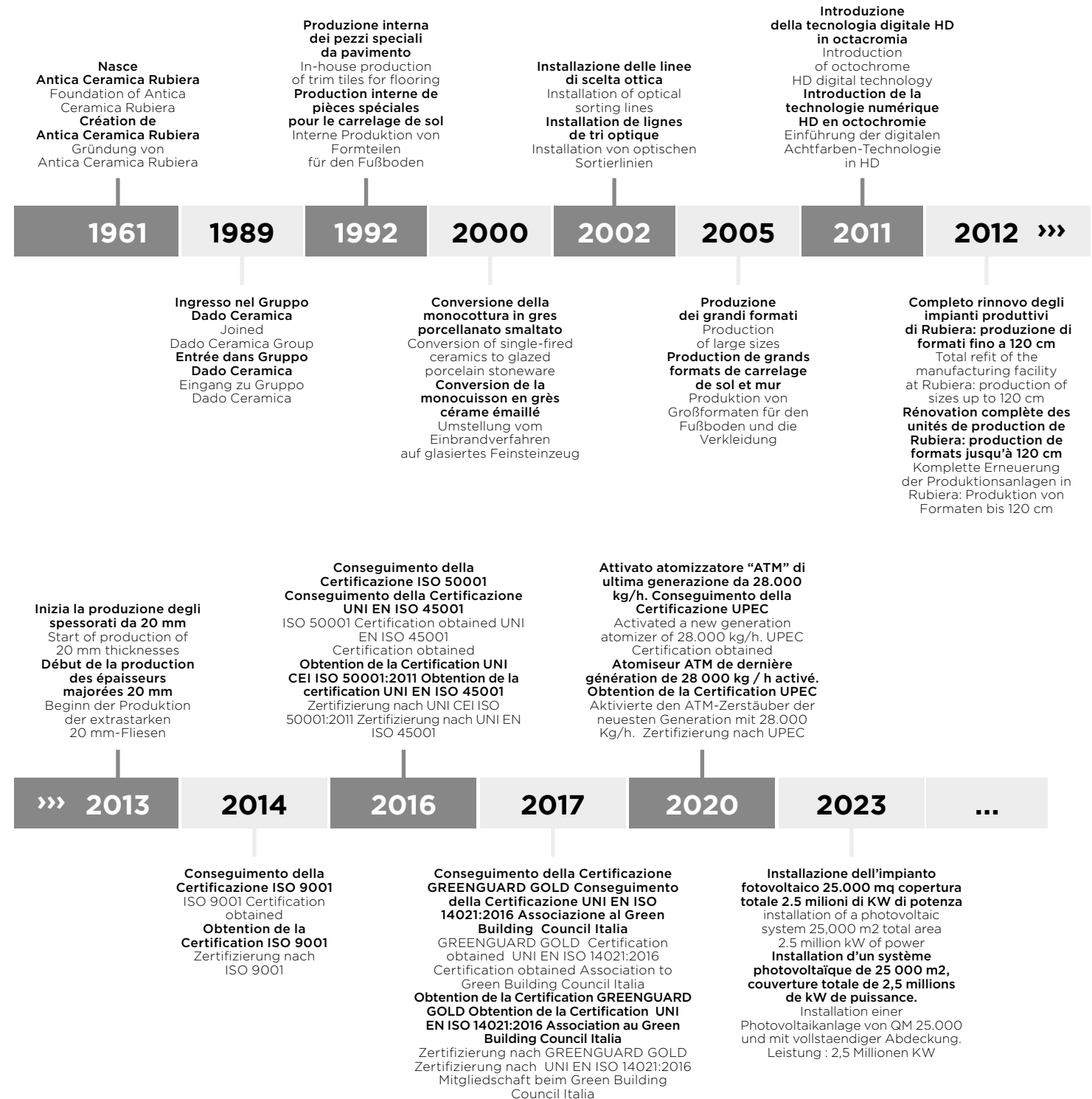


Dado Ceramica

Since 1980



Since 1972



i numeri • the numbers • les numeros • ziffern

1 Atomizzatore
Atomizer
Atomiseur
Atomizer

2 Laboratori
Workshops
Laboratoires
Labor

3 Stabilimenti
Operations
Etablissements
Werke

4 Depositi
Warehouses
Dépôts
Laeger

>19% Materiale riciclato
Recycled material
Recycled material
Recycled material

>60 Le nazioni servite
Countries served
Les nations servies
Belieferten Laender

9 Capacità produttiva per anno
Production capacity per year
Capacité de production par année
Jaerliche Produktionskapazitaet
000.000 mq

200 Area industriale
Industrial area
Zone industrielle
Industriegebiet
000 mq

35 Capacità produttiva per giorno
Production capacity per day
Capacité de production par jour
Taegliche Produktionskapazitaet
.000 mq

Abbiamo scelto di realizzare prodotti altamente performanti abbracciando a 360° la sostenibilità ambientale di lungo periodo. Grazie anche all'implementazione di politiche gestionali che hanno ridotto le emissioni di ogni fase produttiva, dalla selezione di materie prime logisticamente meno impattanti alla collaborazione con le principali realtà industriali delle più avanzate tecnologie ceramiche, dal riciclo dell'acqua all'utilizzo di energia eco-compatibile ottenuta grazie al nuovo impianto fotovoltaico. La passione per i nostri prodotti ha la stessa energia che contraddistingue le nostre scelte produttive da decenni, univocamente l'elemento base, la piena dedizione per un mondo sostenibile come prerogativa imprescindibile di tutte le decisioni aziendali. Go Green è la nostra scelta, Go Green è oggi più che mai prova di serietà e di responsabilità. It's time to Go Green!

We have chosen to create high-performance products by fully embracing the long-term environmental sustainability. Thanks to the implementation of new policies that have reduced the emissions on each production phase, from the selection of logistically less impactful raw materials to the collaboration with the mayor manufactures of the most advanced ceramic technologies, from water recycling to the use of eco-friendly energy-compatible obtained trough the new photovoltaic system. The passion for our products has the same energy that has distinguished our production choices for decades, the univocal basic element, full dedication to a sustainable world as an essential prerogative of our corporate decisions. Go Green is our choice, Go Green is today more than ever proof of seriousness and responsibility. It's time to Go Green!

Nous avons choisi de créer des produits performants en adoptant pleinement la durabilité environnementale à long terme. Grâce également à la mise en œuvre de politiques de gestion qui ont réduit les émissions de chaque phase de production, depuis la sélection de matières premières logistiquement moins impactantes jusqu'à la collaboration avec les principales entreprises industrielles des technologies céramiques les plus avancées, du recyclage de l'eau à l'utilisation d'économie-Eco, en énergie -compatible obtenu grâce au nouveau système photovoltaïque. La passion pour nos produits a la même énergie qui caractérise nos choix de production depuis des décennies, le plein engagement en faveur d'un monde durable comme prérogative essentielle de toutes les décisions d'entreprise. Go Green est notre choix, Go Green est aujourd'hui plus que jamais une preuve de sérieux et de responsabilité. It's time to Go Green!

Wir haben uns entschieden, leistungsstarke Produkte zu entwickeln, dafür haben wir auf langfristige oekologische Nachhaltigkeit bei 360° gesetzt. Dank der Umsetzung von Managementrichtlinien, haben wir die Emissionen in jeder Produktionsphase reduziert, und das anfangend von der Auswahl logistisch weniger belastender Rohstoffe bis zur Zusammenarbeit mit den heutigen industriellen Realitäten der fortschrittlichsten Keramiktechnologien. Nicht zu unterschätzen ist auch unsererseits das Wasserrecycling und die Nutzung umweltfreundlicher Energie, die dank der neuen Photovoltaikanlage gewonnen wird. Die Leidenschaft fuer unsere Produkte hat die gleiche Energie, die unsere Produktionsentscheidungen seit Jahrzehnten auszeichnet, und das bleibt das Grundelement, zusammen mit dem vollen Einsatz fuer eine nachhaltige Welt als wesentliches Vorrecht fuer alle Geschaeftsentscheidungen. Go Green ist unsere Entscheidung, Go Green ist heute mehr je Beweis fuer Seriositaet und Verantwortung. It's time to Go Go Green!



Riduzione del peso di quasi il 20% e conseguente minor impatto sui costi di trasporto e sulle emissioni a parità di quantità movimentate.

Weight reduction of almost 20%, resulting in a better impact on transport costs and emissions into the atmosphere compared to the same quantity.

Réduction du poids d'environ 20% et conséquente moins d'impact sur les coûts de transport et les émissions aux mêmes quantités vivant.

Gewichtsreduktion von ca.20% und, infolgedessen, geringer Einfluss auf die Transportkosten und Emissionen bei gleicher Umschlagsmenge.



Ciclo chiuso dell'acqua che porta a zero sprechi.

Closed water cycle that leads to zero waste.

Cycle fermé de l'eau avec déchets zéro.

Geschlossener Wasserkreislauf der zu Zero Waste fuehrt.



Abbattimento dei costi di magazzino e miglior gestione per gli operatori.

Reduction of the handling costs and easier implementation for operators.

Réduction des coûts d'entrepôt et meilleure gestion des opérateurs.

Reduzierung der Lagerkosten und bessere Leistung der Arbeiter.



Minor utilizzo di legno e plastica nella fasi di confezionamento.

Less wood and plastic needed for packaging.

Moins d'utilisation du bois et du plastique dans les phases d'emballage.

Weniger Verwendung von Holz und Kunststoff in den Verpackungsphasen.

EcoDado+ Group ha sempre ritenuto che la qualità del servizio ed il rispetto per l'ambiente fossero elementi fondamentali del proprio lavoro. Nel corso degli anni ha implementato una serie di procedure e conseguito varie certificazioni con l'obiettivo di garantire un prodotto ed un servizio di qualità unitamente ad una gestione corretta delle risorse ambientali. Le certificazioni rappresentano il coronamento di un'esperienza pluriennale ed il riconoscimento dell'impegno costante che l'azienda ha posto nella ricerca della qualità come fattore strategico prioritario. In accordo con la politica della qualità opera la sezione di verifica ed archiviazione dei campioni base e della produzione corrente; questa sezione controlla costantemente le caratteristiche tecniche ed estetiche della produzione e la loro conformità con i campioni base per assicurare la massima corrispondenza alle normative europee.

EcoDado+ Group has always believed that the quality of service and respect for the environment are pillars elements of its work. Over the years it has implemented a series of procedures and achieved various certifications with the aim of guaranteeing a quality product and service together with correct management of environmental resources. The certifications represent the fulfillment of many years of experience and the recognition of the constant commitment that the company has placed in the pursuit of quality as a priority. The verification and archiving section of samples and current production operates in accordance with the quality policy; this section constantly inspect the technical and aesthetic characteristics of the production and their conformity with the basic samples to ensure maximum compliance with European norms.

Le **EcoDado+ Group** a toujours cru que la qualité de service et le respect de l'environnement sont des éléments fondamentaux de son travail. Au fil des années, nous mis en œuvre une série de procédures et obtenu plusieurs certifications dans le but de garantir un produit et un service de qualité ainsi qu'une gestion correcte des ressources environnementales. Les certifications représentent l'aboutissement de nombreuses années d'expérience et la reconnaissance de l'engagement constant que l'entreprise a placé dans la recherche de la qualité comme facteur stratégique prioritaire. La section de vérification et d'archivage des échantillons de base et de la production en cours fonctionne conformément à la politique de qualité; cette section vérifie en permanence les caractéristiques techniques et esthétiques de la production et leur conformité avec les échantillons de base pour garantir une qualité et une précision maximales dans l'approvisionnement selon la réglementation européenne.

EcoDado+ Group ist seit jeher davon überzeugt, dass die Qualität der Dienstleistungen und der Respekt fuer die Umwelt grundlegende Elemente eigener Arbeit sind. Im Laufe der Jahre hat das Unternehmen eine Reihe von Verfahren eingeführt und verschiedene Zertifizierungen erhalten, mit dem Ziel ein qualitativ hochwertiges Produkt und ebenfalls einen qualitativ hochwertigen Service sowie eine korrekte Bewirtschaftung der Umweltressourcen zu gewährleisten. Die Zertifizierungen sind die Krönung einer langjährigen Erfahrung und die Anerkennung des kontinuierlichen Engagements des Unternehmens bei der Suche nach Qualität als vorrangigen strategischen Faktor. In Übereinstimmung mit der Qualitätspolitik arbeitet der Bereich zur Ueberpruefung und Archivierung der Grundmuster und der laufenden Produktion. In dieser Abteilung werden ständig die technischen und ästhetischen Eigenschaften der Produktion sowie deren Übereinstimmungen mit den Grundmustern überprüft um eine maximale Einhaltung der europäischen Vorschriften zu gewährleisten.



EN ISO 9001:2015 - EN ISO 14001:2015 - EN ISO 50001:2018 - EN ISO 45001:2018 - UNI EN ISO 14021: 2016 - GREENGUARD GOLD



Leggi di più
Read more
En savoir plus
Mehr Lesen



igienica • hygienic • hygiénique • hygienisch

La ceramica è uno dei materiali più igienici, non fa odore, si pulisce facilmente con tutti i prodotti per la pulizia della casa. Ceramic is one of the most hygienic of all materials. It's odourless and easy to clean using any household detergent. La céramique est l'un des matériaux les plus hygiéniques, elle ne sent pas, elle est nettoyée facilement avec tous les produits de nettoyage ménagers. Keramik ist eines der beliebtesten hygienischen Materialien, geruchlos, leicht zu reinigen mit allen Hausreinigungsmitteln.



sicura • safe • sécurité • sicher

La ceramica è un materiale sicuro, che viene dalla terra, quindi naturale, non contiene plastica ed è completamente riciclabile. Ceramic is a safe, natural material that originates from the earth. It does not contain plastic and is completely recyclable. La céramique est un matériau sûr, qui vient de la terre, donc naturel, ne contient pas de plastique et est entièrement recyclable. Keramik ist ein sicheres Material, das kommt von der Erde, so natürlich, enthält es nicht Kunststoff und ist vollständig recycelbar.



dura a lungo • long-lasting • dure longtemps • haltbar

La ceramica è un materiale duraturo, inalterabile, si pulisce facilmente ed è sempre come nuovo anche col passare del tempo. Ceramic is a durable and hard-wearing material. It's easy to clean and always looks as good as new. La céramique est un matériau durable et inaltérable, elle est facile à nettoyer et est toujours comme neuve même au fil du temps. Keramik ist ein dauerhaftes Material, unveränderlich, leicht zu reinigen und auch mit der Zeit ist immer so wie neu.



versatile • versatile • polyvalent • vielseitig

La ceramica - con la sua infinita varietà di formati e superfici - è adatta per ogni ambiente, ideale per pavimenti e pareti, per piani di lavoro e tavoli. With its infinite variety of sizes and surfaces, ceramic is suitable for any application, whether floors or walls, countertops or tables. La céramique - avec sa variété infinie de formats et de surfaces - convient à tout environnement, idéale pour les sols et les murs, pour les plans de travail et les tables. Keramik mit der unendlichen Vielfalt von Formaten und Oberflächen ist für jeden Raum geeignet, ideal für Böden und Wände, für Arbeitsflächen und Tische.



resistente • resistant • résistant • beständig

La ceramica è un materiale forte perché non si deforma, non gela e resiste ai detergenti chimici più aggressivi. Ceramic is a strong material that does not change shape or freeze and is resistant to even the most aggressive chemical detergents. La céramique est un matériau solide car elle ne se déforme pas, ne gèle pas et résiste aux détergents chimiques les plus agressifs. Keramik ist ein starkes Material, weil verformt sich nicht, friert nicht ein und widersteht aggressivere chemische Reiniger.



non brucia • it does not burn • ne brûle pas • feuerfest

In caso di incendio, la ceramica non rilascia sostanze nocive, nè per l'uomo nè per l'ambiente, perchè non brucia. It does not burn and in the event of fire does not release substances that are harmful to people or the environment. En cas d'incendie, la céramique ne dégage pas de substances nocives, ni pour l'homme ni pour l'environnement, car elle ne brûle pas. Im Brandfall löst sich die Keramik nicht Schadstoffe, weder für den Menschen noch für die Umwelt, weil es nicht brennt.



stabile • stable • stable • stabil

Un pavimento in ceramica è pratico e stabile e si posa facilmente nei negozi, nei ristoranti, negli uffici e in ogni tipo di locale. A ceramic floor is practical, stable and can be easily skillfully installed in shops, restaurants, offices and surfaces of all kinds. Un sol en céramique est pratique et stable et peut être facilement installé dans les magasins, restaurants, bureaux et dans tous les types de locaux. Ein Keramikboden ist praktisch und stabil und passt ohne probleme in Geschäfte, in Restaurants, Büros und Lokalen allen Arten.



ecologica • ecofriendly • écologique • ökologisch

La ceramica è un materiale sostenibile che rispetta l'ambiente e la salute perchè è prodotta in conformità con tutte le normative europee. Ceramic is a sustainable material that is healthy and environment-friendly because it is produced in full compliance with European and American standards. La céramique est un matériau durable qui respecte l'environnement et la santé car il est produit dans le respect de toutes les réglementations européennes. Keramik ist ein nachhaltiges Material, das die Umwelt und die Gesundheit respektiert, in Übereinstimmung mit allen Vorschriften der europäischen Normen.

lappato *plus+*

La finitura Lappato *plus+* conferisce alla piastrella la lucentezza e la riflettenza tipici di uno specchio. Si tratta di un procedimento meccanico in cui le mole vanno a lavorare la speciale graniglia sulla superficie della piastrella, riducendone la rugosità, fino a renderla perfettamente liscia, come uno specchio appunto, e permettendo alla stessa di brillare di luce riflessa. La piastrella con finitura lappato plus presenta una maggior definizione della grafica ed una brillantezza inusuale che la rendono adatta a tutti gli ambienti.

The Lappato *plus+* production process reaches the sheen and light reflectance of a mirror. It is a mechanical process in which the grindstones smoothen the special grit (graniglia) until a perfect smoothing is achieved and light can be reflected in mirror like fashion. Graphics are better defined and the unusual brightness make for an outstanding look capable to enhance all and any setting.

La finition Lappato *plus+* confère aux carreaux la brillance et la réflectance typiques d'un miroir. C'est un processus mécanique dans lequel les meules travaillent le grain spécial sur la surface du carreau, en réduisant sa rugosité, en le rendant parfaitement lisse, à la manière d'un miroir, et en lui permettant de briller avec une lumière réfléchie. La tuile avec une finition Lappato Plus a une plus grande définition du graphique et une brillance inhabituelle qui le rendent approprié à tous les environnements.

Die Behandlung Lappato *plus+* verleiht der Fliese den für einen Spiegel typischen Glanz und Reflexionsgrad. Es ist ein mechanischer Vorgang, bei dem die Schleifscheiben das Spezialkorn auf der Fliesenoberfläche bearbeiten, die Rauheit reduzieren, sie perfekt glatt wie ein Spiegel machen und sie mit reflektiertem Licht leuchten lassen. Die Lappato + Fliese hat eine bessere Definition der Grafik und eine ungewöhnliche Brillanz, die sie für alle Bereiche geeignet macht.

naturale • natural • naturel • natürliche oberfläche

Il gres porcellanato naturale, risultante dalla produzione del gres senza applicazione di ulteriori processi, si presenta con una superficie più o meno ruvida e non brillante. Risulta avere delle performance tecniche più adatte in ambienti o installazioni ad intenso traffico o in cui vengono spesso usati agenti chimici aggressivi. Le caratteristiche tecniche garantiscono risultati duraturi.

The natural finish porcelain stoneware is the product as it comes out of the kiln, without any additional treatment. The surface can have different degrees of roughness depending on the item and glaze, and always a non shiny, matt, surface. It is the most suitable product for high traffic areas or where intense and frequent cleaning is done with the use of aggressive chemical agents. The technical characteristics of this finish guarantee long lasting results.

Le grès cérame naturel, issu de la fabrication de grès sans aucune autre transformation, présente une surface plus ou moins rugueuse et non pas brillante. Il présente des performances techniques les plus appropriées dans les environnements ou les installations à trafic intense ou dans lesquels des agents chimiques agressifs sont souvent utilisés. Les caractéristiques techniques garantissent des résultats durables.

Natursteinzeug, das bei der Herstellung von Steinzeug ohne weitere Verfahren anfällt, zeigt eine mehr oder weniger raue und nicht brillante Oberfläche. Es hat die am besten geeignete technische Leistung in Umgebungen oder Anlagen mit hohem Verkehrsaufkommen oder wo häufig aggressive chemische Mittel verwendet werden. Die technischen Eigenschaften garantieren dauerhafte Ergebnisse.

3D

Le superfici 3D sono state sviluppate attraverso la combinazione delle più innovative tecnologie produttive e di materie prime di altissima qualità. Questi prodotti, identificati con logo 3d, hanno una superficie tridimensionale, ottenuta durante il processo di lavorazione, che mostra maggiore profondità sui motivi selezionati.

The 3D surfaces have been developed through the combination of cutting edge technology and of premium raw materials. These products, showing 3D logo, have a three-dimensional surface, also known as carving that is obtained during the manufacturing process, showing more depth on the selected patterns.

Les surfaces 3D ont été développées grâce à la combinaison de technologies de production les plus innovatives et matières premières de la plus haute qualité. Ces produits, identifiés par un logo 3D, ont une surface tridimensionnel, obtenu au cours du process de fabrication, qui montre plus de profondeur sur les motifs sélectionnés.

Die 3D Oberflaechen sind durch die Kombination der innovativsten Produktionstechnologien und dank sehr hochwertige Rohstoffe entwickelt worden. Diese Produkte, die mit Logo 3D gekennzeichnet werden, haben eine dreidimensionale Oberflaechen die waehrend des Herstellungsprozesses erhalten worden ist : diese Prozesse zeigt außerdem mehr Tiefe bei den ausgewählten Motiven.

Pavimenti Floor	ABITA	ASPEN	CEMENTONE	CONTEMPORARY	CULT	DECORS	DOWNTOWN WOOD	EMOTION	ERMETICA	EVOQ	FOSSILI	FRAME	IROC	MEMENTO TRAVERTINO	NATURE OUT	ONYX	PORTLAND	PIETRONE / ROCCIONE	SHELLSTONE	SIERRA	STONE COLLECTION	STONE MIX
R9 A																						
81x81 32"x32" RTT	•									•												
60x120 24"x48" RTT	•					•				•				•		•					•	
60x60 24"x24" R	•									•				•		•						
30x60 12"x24" RTT	•									•				•		•						
31x62 12"x24"													•								•	
20x20 8"x8" RTT	•																					
20x122 8"x48" RTT																				•		
15x60 6"x24"																				•		
R10 A+B																						
81x81 32"x32" RTT				•	•			•									•					
60x120 24"x48" RTT		•			•			•	•				•				•		•			
60x60 24"x24" RTT		•		•	•			•	•								•		•			
30x60 12"x24" RTT		•		•	•				•								•		•			
30x122 12"x48" RTT							•					•										
20x122 8"x48" RTT							•					•										
31x62 12"x24"		•									•											
15,3x31 6"x12"											•											
MODULO MULTIFORMATO																				•		
R11 A+B+C																						
60x120 24"x48" RTT								•					•						•			
60x60 24"x24" RTT								•														
31x62 12"x24"		•	•							•				•				•	•			•
15,3x31 6"x12"		•								•				•				•				
OUTDOOR 4.0																						
DETTAGLI A PAGINA 09. DETAILS AT PAGE 09. DÉTAILS PAGE 09. DETAIL AUF DER SEITE 9.																						



CROSS &MATCH

**Sfoggia il catalogo e
crea il tuo stile!**

**Check out the catalogue
and create your design!**

Antica Ceramica Rubiera rompe il consueto schema degli abbinamenti obbligati all'interno della stessa serie. Interni ed esterni, pavimenti e rivestimenti, superfici piane e strutturate si coordinano tra loro e possono essere facilmente abbinati in un unico progetto di posa.

Grazie alla speciale attenzione nello sviluppo grafico, all'utilizzo della tecnologia digitale a 8 colori e alla stabile formulazione degli smalti, l'intero catalogo prende vita per creare richiami e combinazioni tra le serie.

Antica Ceramica Rubiera breaks the usual scheme of combinations inside same series. Interior and exterior, floors and coatings, flat and structured surfaces coordinate with each other and can be easily combined in a single project.


Thanks to special attention to the developing of the graphic, to the use of 8 colors digital printers and the stable formulation of the glazes, the entire catalog comes to life to create references between series.




DOWNTOWN WOOD
WARM
20x122



DOWNTOWN WOOD
VENEZIANA
WARM 5x122



**ULTRA
CONTEMPORARY**
LIGHT GREY
60x60 ± 2cm



ONYX
BLUE
60x120





DECORS
SILVER TREE
60x120



PORTLAND
GREY
60x120




DOWNTOWN
WOOD NATURAL
20x122




SIERRA
BEIGE
20x122



CONTEMPORARY
LIGHT GREY
60x60



CONTEMPORARY
LIGHT GREY
MOSAICO 30x30



DECORS CULT
FLOWER BEIGE
60x120

L'estrema eleganza e raffinatezza degli onici, sviluppata in gres porcellanato con le più moderne tecnologie disponibili sul mercato. Questa collezione non passerà mai inosservata, stile senza tempo, superficie setata e luminosa per arricchire gli ambienti con stile ed inconfondibile charme. Anche questo design è disponibile in più formati e colori! The extreme elegance and refinement of onyx stones developed in porcelain stoneware with the most modern technologies available in the market. This collection will never go unnoticed, timeless style, silky and bright surface to enrich all environments with style and charm. The Onyx design is available in multiple sizes and colors!



ONYX BLUE, WHITE 60x120 cm


ONYX collection

GRES PORCELLANATO
 PORCELAIN STONEWARE
 GRÈS CÉRAMÉ
 FEINSTEINZEUG



colori • colors • couleurs • farben

V3



WHITE

BLUE

IVORY

GREEN

formati • sizes • formats • formate

DCOF
≥0.42

R9



60x120 24"x48"
Rettificato
 Rectified
R9
 ± 9,5 mm



60x60 24"x24"
Rettificato
 Rectified
R9
 ± 8 mm



30x60 12"x24"
Rettificato
 Rectified
R9
 ± 8 mm

Per una posa ottimale si raccomanda l'utilizzo di distanziatori autolivellanti.
 For an optimum installation we recommend the use of self-leveling spacers.



ONYX WHITE, BLUE 60x120 cm



ONYX BEIGE 60x120 cm | BACCHETTA RAME 0,5x60 cm

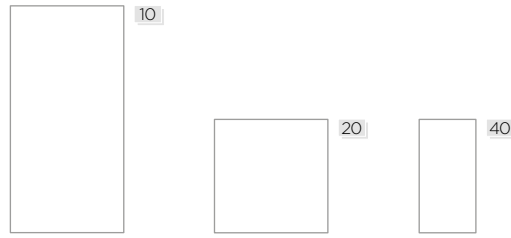


ONYX BLUE 60x120 cm | DOWNTOWN WOOD WARM 20x122 cm, VENEZIANA WARM 5x122 cm



ONYX GREEN, BEIGE 60x120 cm | DOWNTOWN WOOD COLD 30x122 cm

Onyx WHITE

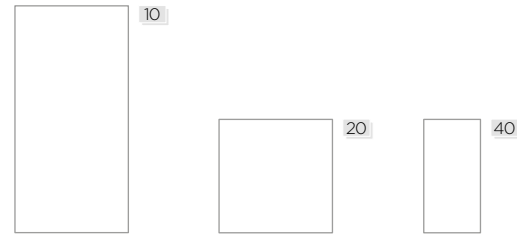


005465 169 ■
Onyx White
60x120 cm Rett.
24"x48" Rect.
R9

005489 186 ■
Onyx White
60x60 cm Rett.
24"x24" Rect.
R9

005492 188 ■
Onyx White
30x60 cm Rett.
12"x24" Rect.
R9

Onyx BLUE

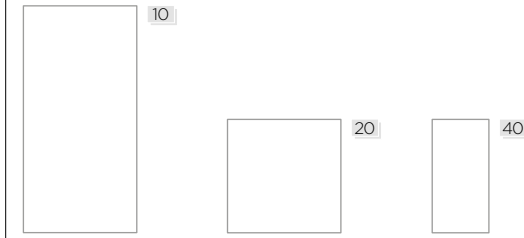


005464 169 ■
Onyx Blue
60x120 cm Rett.
24"x48" Rect.
R9

005488 186 ■
Onyx Blue
60x60 cm Rett.
24"x24" Rect.
R9

005626 188 ■
Onyx Blue
30x60 cm Rett.
12"x24" Rect.
R9

Onyx IVORY

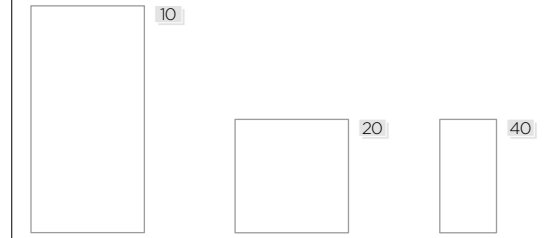


005467 169 ■
Onyx Ivory
60x120 cm Rett.
24"x48" Rect.
R9

005491 186 ■
Onyx Ivory
60x60 cm Rett.
24"x24" Rect.
R9

005493 188 ■
Onyx Ivory
30x60 cm Rett.
12"x24" Rect.
R9

Onyx GREEN



005466 169 ■
Onyx Green
60x120 cm Rett.
24"x48" Rect.
R9

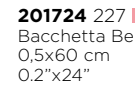
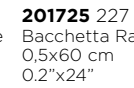
005490 186 ■
Onyx Green
60x60 cm Rett.
24"x24" Rect.
R9

005625 188 ■
Onyx Green
30x60 cm Rett.
12"x24" Rect.
R9




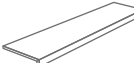


 005633 120 ■ Mosaico 5x5 White 30x30 cm 12"x12" 12	 005634 120 ■ Mosaico 5x5 Blue 30x30 cm 12"x12" 12	 005643 120 ■ Mosaico 5x5 Ivory 30x30 cm 12"x12" 12	 005642 120 ■ Mosaico 5x5 Green 30x30 cm 12"x12" 12
 005635 96 ■ Mosaico Losanga Corta White 30x30 cm 12"x12" 10	 005636 96 ■ Mosaico Losanga Corta Blue 30x30 cm 12"x12" 10	 005637 96 ■ Mosaico Losanga Corta Ivory 30x30 cm 12"x12" 10	 005638 96 ■ Mosaico Losanga Corta Green 30x30 cm 12"x12" 10

Le bacchette sono profili decorativi in alluminio e vengono utilizzati per esaltare le pareti creando ambienti più dinamici ed eleganti sostituendosi alla fuga tradizionale. Decorative profiles have been developed to enhance walls creating dynamic and elegant environments replacing the classic grout. Les baguettes sont des profilés décoratifs en aluminium et sont utilisées pour valoriser les murs, créant des environnements plus dynamiques et élégants en remplaçant le joint traditionnel. Die Staebchen sind decorative Profile aus Aluminium und werden gebraucht an der Stelle der traditionellen Listellos um die Waende hochzuwerten. Ziel dafuer ist dynamischere und elegantere Einstellungen zu schaffen.

- | | | | |
|--|---|--|---|
| 
201723 227 ■
Bacchetta Silver
0,5x60 cm
0.2"x24" | 
201726 227 ■
Bacchetta Salvia
0,5x60 cm
0.2"x24" | 
201724 227 ■
Bacchetta Beige
0,5x60 cm
0.2"x24" | 
201725 227 ■
Bacchetta Rame
0,5x60 cm
0.2"x24" |
|--|---|--|---|



ONYX BLUE, WHITE 60x120 cm | MOSAICO LOSANGA CORTA WHITE 30x30 cm

		WHITE	BLUE	IVORY	GREEN
 Battiscopa 7x60 cm	20 39	005507	005506	005509	005508
 ★ Gradino Frontale Elle Costa Retta 30x120x5 cm R9	1 38	005559	005558	005561	005560
30x60x5 cm R9	233	005567	005566	005569	005568
 ★ Gradino Angolare Elle Costa Retta DX 30x120x5 cm R9	1 222	005527	005346	005529	005528
30x60x5 cm R9	174	005543	005542	005545	005544
 ★ Gradino Angolare Elle Costa Retta SX 30x120x5 cm R9	1 222	005531	005530	005533	005532
30x60x5 cm R9	174	005551	005550	005553	005552

★ Disponibili solo su ordinazione . Available on demand

dimensioni sizes dimensions abmessungen	spessore thickness épaisseur stärke	pz/collo pcs/box pc/boite stk/ktn	mq/collo sqm/box m/boite qm/ktn	kg/collo kg/box kg/boite kg/ktn	colli/pallet box/eurolal boites/eurolal ktn/eurolal	mq/pallet sqm/pallet m/pallet qm/pallet	kg/eurolal kg/eurolal kg/eurolal kg/eurolal
Fondo 60x120 Rettificato	9,5 mm	2	1,44	30,50	35	50,40	1090
Fondo 60x60 Rettificato	8 mm	5	1,80	31,25	32	57,60	1020
Fondo 30x60 Rettificato	8 mm	10	1,80	31,25	32	57,60	1020

La collezione Shellstone è stata progettata per ricreare l'estetica di uno dei limestones più famosi al mondo, spesso utilizzato per rivestire superfici interne ed esterne. I 4 colori sono caratterizzati da morbide nuances, leggeri frammenti di conchiglie fossilizzate ed una superficie naturale, arricchita da tutti i vantaggi del gres porcellanato. Disponibile in diversi formati e spessori per soddisfare tutte le esigenze residenziali e commerciali, indoor e outdoor. The Shellstone collection has been developed to embrace the appearance of one of the most famous limestones used in millennia. The 4 colors have soft nuances, light fossilized shell fragments, natural finish and all advantages of porcelain surfaces. Available in several sizes and thicknesses, it's suitable for all indoor and outdoor needs.



SHELLSTONE GRIGIO 60x120, BIANCO 60x120, RIGAT-ONE GRIGIO 60x120, BACCHETTA SILVER 0,5x60


SHELLSTONE collection

GRES PORCELLANATO IMPASTO COLORATO

COLORED BODY PORCELAIN STONEWARE
GRÈS CÉRAME MASSE COLORÉ
FEINSTEINZEUG MIT EINGEFAERBTEN SCHERBEN

GRES PORCELLANATO *

PORCELAIN STONEWARE
GRÈS CÉRAME
FEINSTEINZEUG



colori • colors • couleurs • farben

V3



BIANCO

GRIGIO

BEIGE

TAUPE

formati • sizes • formats • formate

DCOF
≥0.42

R10


R11



60x120 24"x48"
Rettificato
Rectified
R10 / R11
≈ 9,5 mm



60x60 24"x24"
Rettificato
Rectified
R10
≈ 8 mm




30x60 12"x24"
Rettificato
Rectified
R10
≈ 8 mm



31x62 12"x24"
Naturale
Natural
R11
≈ 8 mm *

MODULO MULTIFORMATO PATTERN



2 2 2
60x60 24"x24"
40x60 16"x24"
20x60 8"x24"
Rettificato Rectified **R10**
≈ 8 mm

OUTDOOR ≈ 20 mm ≈ 30 mm

Dettagli della gamma spessorati per esterno a pagina 244 . Details of the exterior flooring range on page 244
Détails de la gamme de revêtements de sol extérieurs page 244 . Détails zum Außenboden-Sortiment auf Seite 244

DCOF
≥0.42

R11



60x120 24"x48"
Rettificato
Rectified
R11
≈ 20 mm



60x60 24"x24"
Rettificato
Rectified
R11
≈ 20 mm



40x80 16"x32"
Rettificato
Rectified
R11
≈ 30 mm

Per una posa ottimale si raccomanda l'utilizzo di distanziatori autolivellanti.
For an optimum installation we recommend the use of self-leveling spacers.



SHELLSTONE BIANCO 60x120 OUT R11




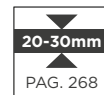
SHELLSTONE BEIGE, RIGAT-ONE BEIGE, TAUPE 60x120



SHELLSTONE BIANCO, RIGAT-ONE BIANCO, RIGAT-ONE BEIGE 60x120



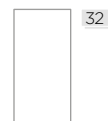
ULTRA SHELLSTONE TAUPE 60x60 ≅ 20 R11, BEIGE 60x60 ≅ 20 R11

Shellstone **BIANCO**


005487 189 ■
Shellstone Bianco
60x120 cm Rett.
24"x48" Rect.
R10



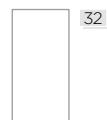
005497 185 ■
Shellstone Bianco
60x60 cm Rett.
24"x24" Rect.
R10




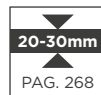
005502 187 ■
Shellstone Bianco
30x60 cm Rett.
12"x24" Rect.
R10



005579 169 ■
Shellstone Bianco Out
60x120 cm Rett.
24"x48" Rect.
R11



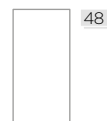
005622 187 ■
Shellstone Bianco Out
31x62 cm.
12"x24"
R11

Shellstone **GRIGIO**


005485 189 ■
Shellstone Grigio
60x120 cm Rett.
24"x48" Rect.
R10



005495 185 ■
Shellstone Grigio
60x60 cm Rett.
24"x24" Rect.
R10



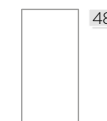
005500 187 ■
Shellstone Grigio
30x60 cm Rett.
12"x24" Rect.
R10

Shellstone **BEIGE**


005486 189 ■
Shellstone Beige
60x120 cm Rett.
24"x48" Rect.
R10



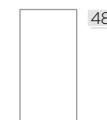
005496 185 ■
Shellstone Beige
60x60 cm Rett.
24"x24" Rect.
R10




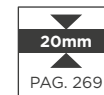
005501 187 ■
Shellstone Beige
30x60 cm Rett.
12"x24" Rect.
R10



005580 169 ■
Shellstone Beige Out
60x120 cm Rett.
24"x48" Rect.
R11




005623 187 ■
Shellstone Beige Out
31x62 cm.
12"x24"
R11

Shellstone **TAUPE**


005468 189 ■
Shellstone Taupe
60x120 cm Rett.
24"x48" Rect.
R10



005494 185 ■
Shellstone Taupe
60x60 cm Rett.
24"x24" Rect.
R10



005499 187 ■
Shellstone Taupe
30x60 cm Rett.
12"x24" Rect.
R10




005619 169 ■
Shellstone Taupe Out
60x120 cm Rett.
24"x48" Rect.
R11



005630 187 ■
Shellstone Taupe Out
31x62 cm.
12"x24"
R11





005505 195 ■
Rigat-One Bianco Shellstone
60x120 cm Rett.
24"x48" Rect.
± 9,5mm

005503 195 ■
Rigat-One Grigio Shellstone
60x120 cm Rett.
24"x48" Rect.
± 9,5mm




005504 195 ■
Rigat-One Beige Shellstone
60x120 cm Rett.
24"x48" Rect.
± 9,5mm

005498 195 ■
Rigat-One Taupe Shellstone
60x120 cm Rett.
24"x48" Rect.
± 9,5mm

Le bacchette sono profili decorativi in alluminio e vengono utilizzati per esaltare le pareti creando ambienti più dinamici ed eleganti sostituendosi alla fuga tradizionale.
Decorative profiles have been developed to enhance walls creating dynamic and elegant environments replacing the classic grout.
Les baguettes sont des profilés décoratifs en aluminium et sont utilisées pour valoriser les murs, créant des environnements plus dynamiques et élégants en remplaçant le joint traditionnel.
Die Staebchen sind decorative Profile aus Aluminium und werden gebraucht an der Stelle der traditionellen Listellos um die Waende hochzuwerten.
Ziel dafuer ist dynamischere und elegantere Einstellungen zu schaffen.

201723 227 ■
Bacchetta Silver
0,5x60 cm
0,2"x24"

201724 227 ■
Bacchetta Beige
0,5x60 cm
0,2"x24"

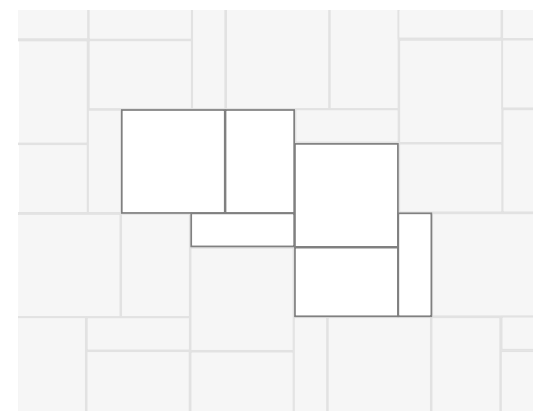


MODULO MULTIFORMATO PATTERN



± 8mm R10
2 pezzi pieces: **60x60 cm Rett.** 24"x24" Rect.
2 pezzi pieces: **40x60 cm Rett.** 16"x24" Rect.
2 pezzi pieces: **20x60 cm Rett.** 8"x24" Rect.

005606 Shellstone Bianco 196 ■
005604 Shellstone Grigio 196 ■
005605 Shellstone Beige 196 ■
005603 Shellstone Taupe 196 ■



		BIANCO	GRIGIO	BEIGE	TAUPE
	Battiscopa 7x60 cm 20 39	005513	005511	005512	005510
	Gradino Frontale Elle Costa Retta 30x120x5 cm 1 38	005557	005555	005556	005554
	30x60x5 cm	005565	005563	005564	005562
	30x120x5 cm OUT R11	005597	-	005598	-
	Gradino Angolare Elle Costa Retta DX 30x120x5 cm 1 222	005038	005036	005037	005035
	30x60x5 cm	005541	005539	005540	005538
	30x120x5 cm OUT R11	005601	-	005602	-
	Gradino Angolare Elle Costa Retta SX 30x120x5 cm 1 222	005537	005535	005536	005534
	30x60x5 cm	005549	005547	005548	005546
	30x120x5 cm OUT R11	005599	-	005600	-

* Disponibili solo su ordinazione . Available on demand

pesi e misure • weight and sizes • poids et mesures • gewichte und verpackungen

dimensioni sizes dimensions abmessungen	spessore thickness épaisseur stärke	pz/collo pcs/box pc/boite stk/ktn	mq/collo sqm/box m/boite qm/ktn	kg/collo kg/box kg/boite kg/ktn	colli/pallet box/europal boites/europal ktn/europal	mq/pallet sqm/pallet m/pallet qm/pallet	kg/europal kg/europal kg/europal kg/europal
Fondo 60x120 Rettificato	9,5 mm	2	1,44	30,5	35	50,4	1090
Fondo 60x60 Rettificato	8 mm	5	1,8	31,25	32	57,6	1020
Fondo 30x60 Rettificato	8 mm	10	1,8	31,25	32	57,6	1020
Fondo 31x62	8 mm	8	1,54	24	60	92,4	1470
Modulo Multiformato Rettificato	8 mm	6 (1 modulo)	1,44	30	36	51,84	980
Rigat-One 60x120 Rettificato	9,5 mm	2	1,44	30,5	35	50,4	1090
Fondo 60x120 Rettificato	20 mm	1	0,72	32,5	30	21,6	995
Fondo 60x60 Rettificato	20 mm	2	0,72	30	30	21,6	900
Bacchetta	5mm	10	-	-	-	-	-

Gres porcellanato effetto pietra dallo sviluppo grafico tipico delle pietre tagliate in falda. Le venature lineari sono miscelate con sfumature più arrotondate, per creare un piano di posa di grande effetto naturale. Per un sicuro uso esterno è disponibile anche una superficie antiscivolo con spessori 20 mm - 30 mm. Porcelain stoneware with the look of stone cut along the grain. The linear veins are mixed with softer color shades to enhance the natural effect. Two of the colors are also available in the skid resistant version for outdoor use, available in 20 mm - 30 mm.




ASPEN ANTRACITE 60x120 cm

ASPEN collection

GRES PORCELLANATO IMPASTO COLORATO
 COLORED BODY PORCELAIN STONEWARE
 GRÈS CÉRAME MASSE COLORÉ
 FEINSTEINZEUG MIT EINGEFAERBTEN SCHERBEN

GRES PORCELLANATO *
 PORCELAIN STONEWARE
 GRÈS CÉRAMÉ
 FEINSTEINZEUG



colori • colors • couleurs • farben



BIANCO GRIGIO FUMÈ ANTRACITE BEIGE

formati • sizes • formats • formate



60x120 24"x48"	60x60 24"x24"	30x60 12"x24"	31x62 12"x24"	15,3x31 6"x12"
Rettificato Rectified	Rettificato Rectified	Rettificato Rectified	Naturale Natural	Naturale Natural
R10 ≅ 9,5 mm	R10 ≅ 9,5 mm	R10 ≅ 9 mm *	R10 / R11 ≅ 9 mm *	R11 ≅ 9 mm *


OUTDOOR ≅ 20 mm ≅ 30 mm

Dettagli della gamma spessorati per esterno a pagina 244 . Details of the exterior flooring range on page 244
 Détails de la gamme de revêtements de sol extérieurs page 244 . Détails zum Außenboden-Sortiment auf Seite 244



60x120 24"x48"	81x81 32"x32"	40,5x81 16"x32"	60x60 24"x24"	45x90 18"x36"	60x60 24"x24"
Rettificato Rectified	Rettificato Rectified	Rettificato Rectified	Rettificato Rectified	Rettificato Rectified	Rettificato Rectified
R11 ≅ 20 mm	R11 ≅ 20 mm	R11 ≅ 20 mm	R11 ≅ 20 mm	R11 ≅ 30 mm	R11 ≅ 30 mm

Per una posa ottimale si raccomanda l'utilizzo di distanziatori autolivellanti.
 For an optimum installation we recommend the use of self-leveling spacers.



ASPEN GRIGIO, ANTRACITE 60x120 cm | ULTRA ASPEN GRIGIO 60x120 cm \approx 20 mm



ASPEN BEIGE, BEIGE OUT R11 31x62 cm




ASPEN FUMÈ 60x60 cm | NEW ULTRA ASPEN FUMÈ 60x60 cm \approx 20 mm



ASPEN BIANCO 31x62 cm

Aspen BIANCO

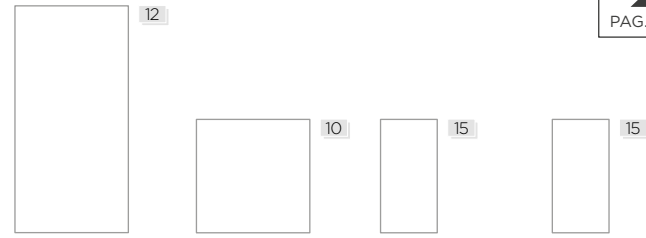


- 003836** 185 ■ Aspen Bianco 60x60 cm Rett. 24"x24" Rect. **R10**
- 003526** 187 ■ Aspen Bianco 30x60 cm Rett. 12"x24" Rect. **R10**
- 8TB335-** 185 ■ Aspen Bianco 31x62 cm 12"x24" **R10**



- 8TB342** 185 ■ Aspen Bianco 31x62 cm 12"x24" OUT **R11**
- 8TB343A** 185 ■ Aspen Bianco 15,3x31 cm 6"x12" OUT **R11**

Aspen GRIGIO

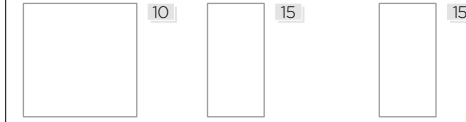


- 003938A** 189 ■ Aspen Grigio 60x120 cm Rett. 24"x48" Rect. **R10**
- 003714** 185 ■ Aspen Grigio 60x60 cm Rett. 24"x24" Rect. **R10**
- 003972** 187 ■ Aspen Grigio 30x60 cm Rett. 12"x24" Rect. **R10**
- 8TB314-** 185 ■ Aspen Grigio 31x62 cm 12"x24" **R10**



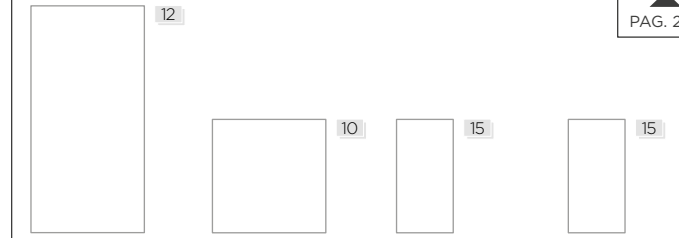
- 8TB339-** 185 ■ Aspen Grigio 31x62 cm 12"x24" OUT **R11**
- 8TB341A** 185 ■ Aspen Grigio 15,3x31 cm 6"x12" OUT **R11**

Aspen FUMÈ



- 003713** 185 ■ Aspen Fumè 60x60 cm Rett. 24"x24" Rect. **R10**
- 003834** 187 ■ Aspen Fumè 30x60 cm Rett. 12"x24" Rect. **R10**
- 8TB336-** 185 ■ Aspen Fumè 31x62 cm 12"x24" **R10**

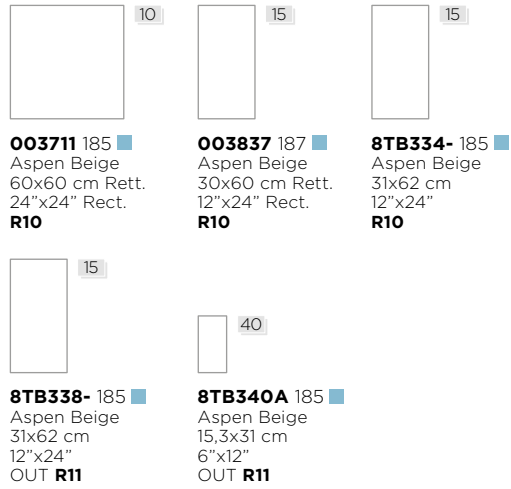
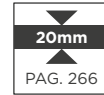
Aspen ANTRACITE



- 003937A** 189 ■ Aspen Antracite 60x120 cm Rett. 24"x48" Rect. **R10**
- 003710** 185 ■ Aspen Antracite 60x60 cm Rett. 24"x24" Rect. **R10**
- 003835** 187 ■ Aspen Antracite 30x60 cm Rett. 12"x24" Rect. **R10**
- 8TB337-** 185 ■ Aspen Antracite 31x62 cm 12"x24" **R10**



Aspen BEIGE



003711 185 ■
Aspen Beige
60x60 cm Rett.
24"x24" Rect.
R10

003837 187 ■
Aspen Beige
30x60 cm Rett.
12"x24" Rect.
R10

8TB334- 185 ■
Aspen Beige
31x62 cm
12"x24"
R10

8TB338- 185 ■
Aspen Beige
31x62 cm
12"x24"
OUT **R11**

8TB340A 185 ■
Aspen Beige
15,3x31 cm
6"x12"
OUT **R11**



pezzi speciali • trims • pièces spéciales • formteile

		BIANCO	GRIGIO	FUMÈ	ANTRACITE	BEIGE
Battiscopa 7x60 cm	20 39	004370	004228	004229	004230	004198
Gradino Frontale Elle Costa Retta 31x62x5 cm	1 233	003537	003535	003538	003534	003536
31x62x5 cm OUT R11	233	005059	004898			004988
30x120x5 cm	38		004366		004367	
Gradino Angolare Elle Costa Retta DX 31x62x5 cm	1 174	003542	003540	003543	003539	003541
31x62x5 cm OUT R11	174	005060	004900			004901
30x120x5 cm	222		004368		004369	
Gradino Angolare Elle Costa Retta SX 31x62x5 cm	1 174	004740	004741	004736	004737	004728
31x62x5 cm OUT R11	174	005061	004902			004903
30x120x5 cm	222		004399		004398	
Terminale a Elle Monolitico 15x30x4 cm OUT R11	8 221	005058	004348			004347

* **Disponibili solo su ordinazione** . Available on demand
 * **È OBBLIGATORIO posare il Terminale a Elle Monolitico SFALSATO essendo di dimensione diversa rispetto alle piastrelle**
 It is MANDATORY to lay Terminale a Elle Monolitico STAGGERED (not following same joint) due to the difference in dimension between tiles and special pieces

pesi e misure • weight and sizes • poids et mesures • gewichte und verpackungen

dimensioni sizes dimensions abmessungen	spessore thickness épaisseur stärke	pz/collo pcs/box pc/boite stk/ktn	mq/collo sqm/box m/boite qm/ktn	kg/collo kg/box kg/boite kg/ktn	colli/pallet box/eurolal boites/eurolal ktn/eurolal	mq/pallet sqm/pallet m/pallet qm/pallet	kg/eurolal kg/eurolal kg/eurolal kg/eurolal
Fondo 60x120 Rettificato	9,5 mm	2	1,44	30,50	35	50,40	1090
Fondo 60x60 Rettificato	9,5 mm	5	1,80	34,15	24	43,20	840
Fondo 30x60 Rettificato	9 mm	7	1,26	23,90	40	50,40	980
Fondo 31x62	9 mm	7	1,35	22,60	60	81,00	1430
Fondo 15,3x31	9 mm	17	0,80	14,00	85	68,51	1245

Iroc evoca la bellezza senza tempo della pietra naturale e ne trasmette vibrante l'energia pur conferendo classe e stabilità cromatica. Il design e la ricchezza della materia arricchiscono gli spazi e li rendono estremamente armoniosi. Iroc evokes the timeless beauty of natural stone and conveys vibrant energy into a classy and chromatic stability. Design and surface depth generate extremely harmonious spaces.




IROC WHITE 60x120 cm

IROC collection

GRES PORCELLANATO IMPASTO COLORATO
 COLORED BODY PORCELAIN STONEWARE
 GRÈS CÉRAME MASSE COLORÉ
 FEINSTEINZEUG MIT EINGEFAERBTEN SCHERBEN

GRES PORCELLANATO *
 PORCELAIN STONEWARE
 GRÈS CÉRAMÉ
 FEINSTEINZEUG



colori • colors • couleurs • farben

V3



WHITE


GREIGE

MULTICOLOR

BLACK

formati • sizes • formats • formate

DCOF ≥ 0.42 R9 R10 R11



60x120 24"x48"
Rettificato
 Rectified
R10 / R11
 $\approx 9,5$ mm



31x62 12"x24"
Naturale
 Natural
R9
 ≈ 9 mm *

Per una posa ottimale si raccomanda l'utilizzo di distanziatori autolivellanti.
 For an optimum installation we recommend the use of self-leveling spacers.



IROC WHITE 60x120 cm - 31x62 cm



IROC MULTICOLOR 31x62 cm

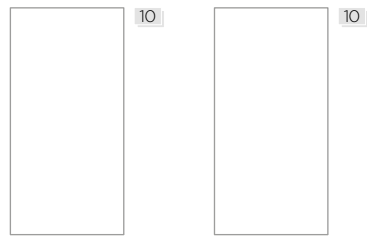


IROC GREIGE 31x62 cm



IROC BLACK 60x120 cm

Iroc WHITE

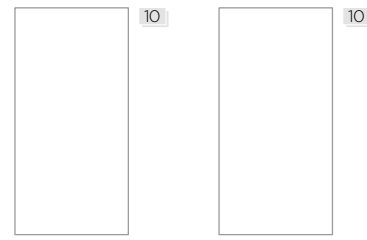


004410A 189 ■
Iroc White
60x120 cm Rett.
24"x48" Rect.
R10

005444 169 ■
Iroc White Out
60x120 cm Rett.
24"x48" Rect.
R11

004413- 185 ■
Iroc White
31x62 cm Naturale
12"x24" Natural
R9

Iroc GREIGE

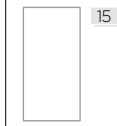


004411 189 ■
Iroc Greige
60x120 cm Rett.
24"x48" Rect.
R10

005445 169 ■
Iroc Greige Out
60x120 cm Rett.
24"x48" Rect.
R11

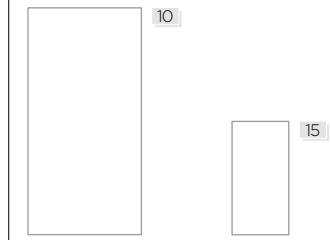
004414- 185 ■
Iroc Greige
31x62 cm Naturale
12"x24" Natural
R9

Iroc MULTICOLOR



004415- 185 ■
Iroc Multicolor
31x62 cm Naturale
12"x24" Natural
R9

Iroc BLACK



004430A 189 ■
Iroc Black
60x120 cm Rett.
24"x48" Rect.
R10

004503- 185 ■
Iroc Black
31x62 cm Naturale
12"x24" Natural
R9






004422 120 ■
Mosaico Listello White
30x60 cm
12"x24"
5



004423 120 ■
Mosaico Listello Greige
30x60 cm
12"x24"
5



004424 120 ■
Mosaico Listello Multicolor
30x60 cm
12"x24"
5



004507 120 ■
Mosaico Listello Black
30x60 cm
12"x24"
5



004416 120 ■
Mosaico 5x5 White
31x31 cm
12"x12"
12



004417 120 ■
Mosaico 5x5 Greige
31x31 cm
12"x12"
12



004418 120 ■
Mosaico 5x5 Multicolor
31x31 cm
12"x12"
12



004506 120 ■
Mosaico 5x5 Black
31x31 cm
12"x12"
12



004419 11 ■
Mosaico Esagonetta
White
29x29 cm
11"x11"
10



004420 11 ■
Mosaico Esagonetta
Greige
29x29 cm
11"x11"
10




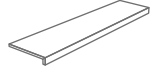


004421 11 ■
Mosaico Esagonetta
Multicolor
29x29 cm
11"x11"
10



004504 11 ■
Mosaico Esagonetta
Black
29x29 cm
11"x11"
10



IROC WHITE OUT R11 60x120 cm

		WHITE	GREIGE	MULTICOLOR	BLACK	
	Battiscopa 7x62 cm	20 39	004425	004426	004427	004502
	★ Gradino Frontale Elle Costa Retta 30x120x5 cm R10	1 38	004707	004708	-	004709
	31x62x5 cm R9	233	004716	004717	004718	004719
	★ Gradino Angolare Elle Costa Retta DX 30x120x5 cm R10	1 222	004710	004711	-	004712
	31x62x5 cm R9	174	004720	004721	004722	004723
	★ Gradino Angolare Elle Costa Retta SX 30x120x5 cm R10	1 222	004713	004714	-	004715
	31x62x5 cm R9	174	004724	004725	004726	004727

★ Disponibili solo su ordinazione . Available on demand


dimensioni sizes dimensions abmessungen	spessore thickness épaisseur stärke	pz/collo pcs/box pc/boite stk/ktn	mq/collo sqm/box m/boite qm/ktn	kg/collo kg/box kg/boite kg/ktn	colli/pallet box/europal boites/europal ktn/europal	mq/pallet sqm/pallet qm/pallet	kg/europal kg/europal kg/europal kg/europal
Fondo 60x120 Rettificato	9,5 mm	2	1,44	30,50	35	50,40	1090
Fondo 31x62	9 mm	7	1,35	23,10	40	54,00	950

L'eleganza classica reinterpretata in quattro colori moderni! Memento è una collezione versatile e capace di offrire soluzioni ricercate, soddisfa le più esigenti necessità estetiche. Grazie alle misure, ai colori, alle finiture ed ai mosaici disponibili, dona nuove prospettive e regala atmosfere ricercate in un fascino senza tempo. Classical elegance reinterpreted in four modern colors! Memento is a versatile collection and offers sophisticated solutions to satisfy the most demanding aesthetic requirements. Thanks to the numerous sizes, colors, finishes and mosaics available, it offers new perspectives and obtains charming, refined and timeless atmospheres.



MEMENTO TRAVERTINO AMBRA 60x120 cm


MEMENTO TRAVERTINO collection



GRES PORCELLANATO IMPASTO COLORATO
 COLORED BODY PORCELAIN STONEWARE
 GRÈS CÉRAME MASSE COLORÉ
 FEINSTEINZEUG MIT EINGEFAERBTEN SCHERBEN

colori • colors • couleurs • farben

V3




BIANCO

GREY

BLACK

AMBRA

formati • sizes • formats • formate



59x118 23"x46.5"
Rettificato
 Rectified
LAPPATO plus+
 ≈ 9,5 mm



59x59 23"x23"
Rettificato
 Rectified
LAPPATO plus+
 ≈ 9,5 mm



29,5x59 11.5"x23"
Rettificato
 Rectified
LAPPATO plus+
 ≈ 9,5 mm



60x120 24"x48"
Rettificato
 Rectified
R9
 ≈ 9,5 mm



60x60 24"x24"
Rettificato
 Rectified
R9
 ≈ 9,5 mm



30x60 12"x24"
Rettificato
 Rectified
R9
 ≈ 9,5 mm

DCOF
 >0.42

R9

Per una posa ottimale si raccomanda l'utilizzo di distanziatori autolivellanti.
 For an optimum installation we recommend the use of self-leveling spacers.

Posa a pavimento: si raccomanda la protezione con Fila MP/90 o similare.
 Floor installation: we recommend protection with Fila MP/90 or similar.



MEMENTO TRAVERTINO BIANCO LAPPATO PLUS 59x118 cm | MOSAICO BIANCO LAPPATO PLUS 29,5x29,5 cm




MEMENTO TRAVERTINO BLACK 60x120 cm



MEMENTO TRAVERTINO GREY LAPPATO PLUS 59x118 cm | MURETTO GREY LAPPATO PLUS 7,5x15 cm




MEMENTO TRAVERTINO AMBRA 60x120 cm

Memento Travertino **BIANCO**


003760A 108 ■
M. Travertino Bianco
59x118 cm Rett.
23"x46.5" Rect.
Lappato plus+



003686 84 ■
M. Travertino Bianco
59x59 cm Rett.
23"x23" Rect.
Lappato plus+



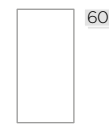
003737 195 ■
M. Travertino Bianco
29,5x59 cm Rett.
11.5"x23" Rect.
Lappato plus+




003756A 189 ■
M. Travertino Bianco
60x120 cm Rett.
24"x48" Rect.
R9



003749- 185 ■
M. Travertino Bianco
60x60 cm Rett.
24"x24" Rect.
R9




003731 187 ■
M. Travertino Bianco
30x60 cm Rett.
12"x24" Rect.
R9

Memento Travertino **GREY**


003761A 108 ■
M. Travertino Grey
59x118 cm Rett.
23"x46.5" Rect.
Lappato plus+



003752 84 ■
M. Travertino Grey
59x59 cm Rett.
23"x23" Rect.
Lappato plus+



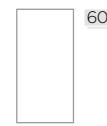
003738 195 ■
M. Travertino Grey
29,5x59 cm Rett.
11.5"x23" Rect.
Lappato plus+




003757A 189 ■
M. Travertino Grey
60x120 cm Rett.
24"x48" Rect.
R9



003750- 185 ■
M. Travertino Grey
60x60 cm Rett.
24"x24" Rect.
R9




003732 187 ■
M. Travertino Grey
30x60 cm Rett.
12"x24" Rect.
R9

Memento Travertino **BLACK**


003758A 108 ■
M. Travertino Black
59x118 cm Rett.
23"x46.5" Rect.
Lappato plus+



003687 84 ■
M. Travertino Black
59x59 cm Rett.
23"x23" Rect.
Lappato plus+



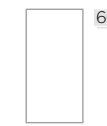
003733 195 ■
M. Travertino Black
29,5x59 cm Rett.
11.5"x23" Rect.
Lappato plus+




003753A 189 ■
M. Travertino Black
60x120 cm Rett.
24"x48" Rect.
R9



003745- 185 ■
M. Travertino Black
60x60 cm Rett.
24"x24" Rect.
R9



003727 187 ■
M. Travertino Black
30x60 cm Rett.
12"x24" Rect.
R9

Memento Travertino **AMBRA**


003759A 108 ■
M. Travertino Ambra
59x118 cm Rett.
23"x46.5" Rect.
Lappato plus+



003751 84 ■
M. Travertino Ambra
59x59 cm Rett.
23"x23" Rect.
Lappato plus+



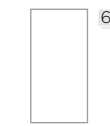
003736 195 ■
M. Travertino Ambra
29,5x59 cm Rett.
11.5"x23" Rect.
Lappato plus+



003507A 189 ■
M. Travertino Ambra
60x120 cm Rett.
24"x48" Rect.
R9



003748- 185 ■
M. Travertino Ambra
60x60 cm Rett.
24"x24" Rect.
R9



003730 187 ■
M. Travertino Ambra
30x60 cm Rett.
12"x24" Rect.
R9





003787 54 ■
Mosaico 5x5 Bianco
Lappato plus+
29,5x29,5 cm
11,5"x11,5"
12



003789 54 ■
Mosaico 5x5 Grey
Lappato plus+
29,5x29,5 cm
11,5"x11,5"
12



003788 54 ■
Mosaico 5x5 Black
Lappato plus+
29,5x29,5 cm
11,5"x11,5"
12



003785 54 ■
Mosaico 5x5 Ambra
Lappato plus+
29,5x29,5 cm
11,5"x11,5"
12



003807 120 ■
Mosaico 5x5 Bianco
Naturale
30x30 cm
12"x12"
12



003809 120 ■
Mosaico 5x5 Grey
Naturale
30x30 cm
12"x12"
12



003808 120 ■
Mosaico 5x5 Black
Naturale
30x30 cm
12"x12"
12



003805 120 ■
Mosaico 5x5 Ambra
Naturale
30x30 cm
12"x12"
12



003793 96 ■
Muretto Bianco 7,5x15
Lappato plus+
29,5x29,5 cm
11,5"x11,5"
12



003795 96 ■
Muretto Grey 7,5x15
Lappato plus+
29,5x29,5 cm
11,5"x11,5"
12



003794 96 ■
Muretto Black 7,5x15
Lappato plus+
29,5x29,5 cm
11,5"x11,5"
12



003791 96 ■
Muretto Ambra 7,5x15
Lappato plus+
29,5x29,5 cm
11,5"x11,5"
12



003797 123 ■
Intreccio Bianco *
Lappato plus+
29,5x29,5 cm
11,5"x11,5"
15



003798 123 ■
Intreccio Grey *
Lappato plus+
29,5x29,5 cm
11,5"x11,5"
15

* **Materiale prodotto solo su ordinazione. Lotto minimo ordinabile: 30 mq.** Produced on demand, minimum order 30 Sqm

		BIANCO	GREY	BLACK	AMBRA	
	Battiscopa 7x60 cm	20 39	003813	003815	003814	003811
	7x59 cm Lappato plus+	41	004062	004063	004223	004221
	★ Gradino Frontale Elle Costa Retta 30x120x5 cm R9	1 38	004624	004625	004626	004627
	30x60x5 cm R9	233	004590	004592	004594	004595
	30x118x5 cm Lappato plus+	96	004636	004637	004638	004639
	★ Gradino Angolare Elle Costa Retta DX 30x120x5 cm R9	1 222	004628	004630	004632	004634
	30x60x5 cm R9	174	004616	004618	004619	004620
	30x118x5 cm Lappato plus+	219	004640	004642	004644	004646
	★ Gradino Angolare Elle Costa Retta SX 30x120x5 cm R9	1 222	004629	004631	004633	004635
	30x60x5 cm R9	174	004617	004621	004622	004623
	30x118x5 cm Lappato plus+	219	004641	004643	004645	004647

★ **Disponibili solo su ordinazione** . Available on demand

pesi e misure • weight and sizes • poids et mesures • gewichte und verpackungen

dimensioni sizes dimensions abmessungen	spessore thickness épaisseur stärke	pz/collo pcs/box pc/boite stk/ktn	mq/collo sqm/box m/boite qm/ktn	kg/collo kg/box kg/boite kg/ktn	colli/pallet box/eurolpal boites/eurolpal ktn/eurolpal	mq/pallet sqm/pallet m/pallet qm/pallet	kg/eurolpal kg/eurolpal kg/eurolpal kg/eurolpal
Fondo 60x120 Rettificato	9,5 mm	2	1,44	30,50	35	50,40	1090
Fondo 59x118 Lappato Plus Rettificato	9,5 mm	2	1,39	30,50	35	48,72	1090
Fondo 60x60 Rettificato	9,5 mm	5	1,80	35,20	24	43,20	840
Fondo 59x59 Lappato Plus Rettificato	9,5 mm	5	1,74	36,30	24	41,76	860
Fondo 30x60 Rettificato	9,5 mm	7	1,26	25,00	40	50,40	1020
Fondo 29,5x59 Lappato Plus Rettificato	9,5 mm	7	1,22	25,50	40	48,72	1050

Espressione di millenni di storia e di una perfetta applicazione della tecnologia del gres porcellanato. Combinando estetica ed energia, la materia si riscopre contemporanea. I formati disponibili ed i mosaici la rendono adatta alle varie esigenze in una delle più belle rappresentazioni naturali. The look combines millennia of history and a perfect application of the most updated technology in porcelain stoneware products. Combining aesthetics and energy, the material is revitalized in a new and contemporary look. The various sizes and the mosaics fit all needs. Nuance is one amongst the nicest representations of natural products.



NUANCE WHITE LAPPATO PLUS 59x59 cm

NUANCE collection



GRES PORCELLANATO IMPASTO COLORATO
 COLORED BODY PORCELAIN STONEWARE
 GRÈS CÉRAMÉ MASSE COLORÉ
 FEINSTEINZEUG MIT EINGEFAERBTEN SCHERBEN

colori • colors • couleurs • farben

V3



WHITE


BEIGE

GREY

ANTHRACITE

CALACATTA

formati • sizes • formats • formate



59x118 23"x46.5"
Rettificato
 Rectified
LAPPATO plus+
 ± 9,5 mm



59x59 23"x23"
Rettificato
 Rectified
LAPPATO plus+
 ± 9,5 mm



29,5x59 11.5"x23"
Rettificato
 Rectified
LAPPATO plus+
 ± 9,5 mm



9,7x29,5 3.8"x11.5"
Rettificato
 Rectified
LAPPATO plus+
 ± 9,5 mm

Per una posa ottimale si raccomanda l'utilizzo di distanziatori autolivellanti.
 For an optimum installation we recommend the use of self-leveling spacers.

Posa a pavimento: si raccomanda la protezione con Fila MP/90 o similare.
 Floor installation: we recommend protection with Fila MP/90 or similar.



NUANCE WHITE LAPPATO PLUS 59x118 cm



NUANCE ANTHRACITE LAPPATO PLUS 59x118 cm | GREY LAPPATO PLUS 59x59 cm

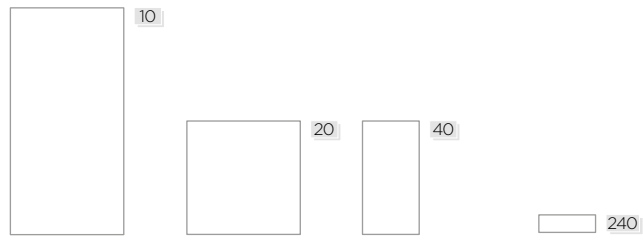


NUANCE ANTHRACITE LAPPATO PLUS 59x59 cm | GREY LAPPATO PLUS 9,7x29,5 cm



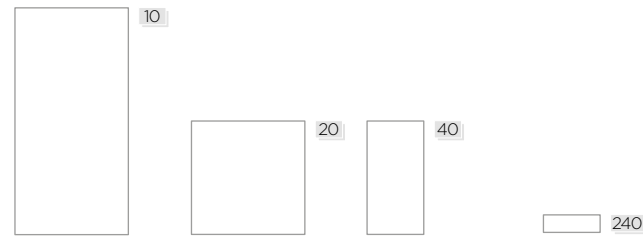
NUANCE BEIGE LAPPATO PLUS 59x59 cm

Nuance **WHITE**



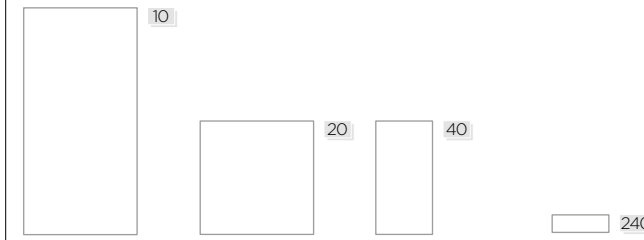
- 003886A** 108 ■ Nuance White 59x118 cm Rett. 23"x46.5" Rect. **Lappato plus+**
- 003948** 84 ■ Nuance White 59x59 cm Rett. 23"x23" Rect. **Lappato plus+**
- 003944** 195 ■ Nuance White 29,5x59 cm Rett. 11,5"x23" Rect. **Lappato plus+**
- 003942** 196 ■ Nuance White 9,7x29,5 cm Rett. 3,8"x11,5" Rect. **Lappato plus+**

Nuance **BEIGE**



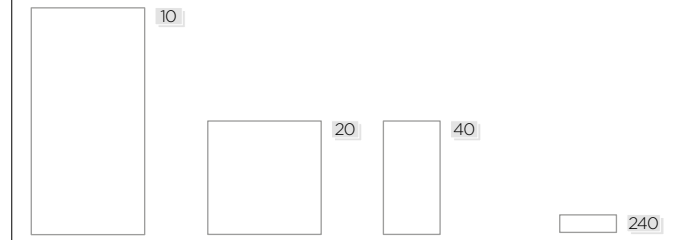
- 003885A** 108 ■ Nuance Beige 59x118 cm Rett. 23"x46.5" Rect. **Lappato plus+**
- 003947** 84 ■ Nuance Beige 59x59 cm Rett. 23"x23" Rect. **Lappato plus+**
- 003943** 195 ■ Nuance Beige 29,5x59 cm Rett. 11,5"x23" Rect. **Lappato plus+**
- 003940** 196 ■ Nuance Beige 9,7x29,5 cm Rett. 3,8"x11,5" Rect. **Lappato plus+**

Nuance **GREY**



- 003887A** 108 ■ Nuance Grey 59x118 cm Rett. 23"x46.5" Rect. **Lappato plus+**
- 003949** 84 ■ Nuance Grey 59x59 cm Rett. 23"x23" Rect. **Lappato plus+**
- 003945** 195 ■ Nuance Grey 29,5x59 cm Rett. 11,5"x23" Rect. **Lappato plus+**
- 003941** 196 ■ Nuance Grey 9,7x29,5 cm Rett. 3,8"x11,5" Rect. **Lappato plus+**

Nuance **ANTHRACITE**



- 003888B** 108 ■ Nuance Anthracite 59x118 cm Rett. 23"x46.5" Rect. **Lappato plus+**
- 003950** 84 ■ Nuance Anthracite 59x59 cm Rett. 23"x23" Rect. **Lappato plus+**
- 003946** 195 ■ Nuance Anthracite 29,5x59 cm Rett. 11,5"x23" Rect. **Lappato plus+**
- 003939** 196 ■ Nuance Anthracite 9,7x29,5 cm Rett. 3,8"x11,5" Rect. **Lappato plus+**



Nuance CALACATTA

003956A 108 ■ Nuance Calacatta 59x118 cm Rett. 23"x46,5" Rect. Lappato plus+	003954 84 ■ Nuance Calacatta 59x59 cm Rett. 23"x23" Rect. Lappato plus+	003953 195 ■ Nuance Calacatta 29,5x59 cm Rett. 11,5"x23" Rect. Lappato plus+	004069 196 ■ Nuance Calacatta 9,7x29,5 cm Rett. 3,8"x11,5" Rect. Lappato plus+

NUANCE CALACATTA LAPPATO PLUS 59x118 cm



pezzi speciali • trims • pièces spéciales • formteile

		WHITE	BEIGE	GREY	ANTHRACITE	CALACATTA	
	Battiscopa 7x59 cm Lappato plus+	20 41	003890	003889	003891	003892	003955
	★ Gradino Frontale Elle Costa Retta 30x118x5 cm Lappato plus+	1 96	004683	004685	004686	004688	004689
	★ Gradino Angolare Elle Costa Retta DX 30x118x5 cm Lappato plus+	1 219	004691	004693	004694	004696	004697
	★ Gradino Angolare Elle Costa Retta SX 30x118x5 cm Lappato plus+	1 219	004699	004701	004702	004704	004705

★ Disponibili solo su ordinazione . Available on demand

pesi e misure • weight and sizes • poids et mesures • gewichte und verpackungen

dimensioni sizes dimensions abmessungen	spessore thickness épaisseur stärke	pz/collo pcs/box pc/boite stk/ktn	mq/collo sqm/box m/boite qm/ktn	kg/collo kg/box kg/boite kg/ktn	colli/pallet box/eurolpal boites/eurolpal ktn/eurolpal	mq/pallet sqm/pallet m/pallet qm/pallet	kg/eurolpal kg/eurolpal kg/eurolpal kg/eurolpal
Fondo 59x118 Lappato Plus Rettificato	9,5 mm	2	1,39	30,50	35	48,72	1090
Fondo 59x59 Lappato Plus Rettificato	9,5 mm	5	1,74	36,30	24	41,76	860
Fondo 29,5x59 Lappato Plus Rettificato	9,5 mm	7	1,22	25,50	40	48,72	1050
Fondo 9,7x29,5 Lappato Plus Rettificato	9,5 mm	33	0,94	17,50	30	28,32	580

La collezione Ermetica custodisce gelosamente i dettagli millenari della pietra naturale, dettagli che esercitano uno straordinario fascino agli occhi di chi guarda e di chi vive le sfumature della contemporaneità. Il design poliedrico asseconda i sognatori mentre le sovrapposizioni di materia e colore realizzate in gres porcellanato altamente performante, creano ambienti unici dal fascino senza tempo, un look raffinato, sempre bello ed anche Lavagna, nel pieno rispetto dell'ambiente! 4 colori e 3 formati per soddisfare ogni esigenza! The Ermetica collection jealously shows the millenary details of natural stone, details that provide an extraordinary charm in the eyes of those who look and those who enjoy the nuances of contemporary living. The versatile design stands with dreamers while material and color made of highly performing porcelain stoneware, create unique environments with timeless fashion, a gentle look, always beautiful and Lavagna, in full respect of the environment! 4 colors and 3 sizes for the most demanding!



ERMETICA CREMA, RIGAT-ONE BIANCO 60x120 cm

ERMETICA collection

GRES PORCELLANATO IMPASTO COLORATO

COLORED BODY PORCELAIN STONEWARE

GRÈS CÉRAMÉ MASSE COLORÉ

FEINSTEINZEUG MIT EINGEFAERBTEN SCHERBEN



colori • colors • couleurs • farben

V3



BIANCO

CREMA

GRIGIO

LAVAGNA

formati • sizes • formats • formate

DCOF
≥0.42

R10



60x120 24"x48"

Rettificato
Rectified

R10
≈ 9,5 mm



60x60 24"x24"

Rettificato
Rectified

R10
≈ 9,5 mm



30x60 12"x24"

Rettificato
Rectified

R10
≈ 9,5 mm

OUTDOOR ≈ 20 mm ≈ 30 mm

Dettagli della gamma spessorati per esterno a pagina 244 . Details of the exterior flooring range on page 244
Détails de la gamme de revêtements de sol extérieurs page 244 . Détails zum Außenboden-Sortiment auf Seite 244

DCOF
≥0.42

R11



60x60 24"x24"

Rettificato
Rectified

R11
≈ 20 mm



40x80 16"x32"

Rettificato
Rectified

R11
≈ 30 mm

Per una posa ottimale si raccomanda l'utilizzo di distanziatori autolivellanti.
For an optimum installation we recommend the use of self-leveling spacers.



ERMETICA BIANCO 30x60 cm



ERMETICA GRIGIO 60x60 cm

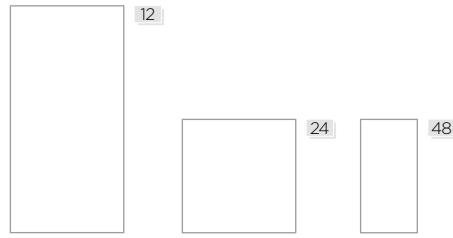
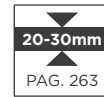


ERMETICA CREMA 60x120 cm



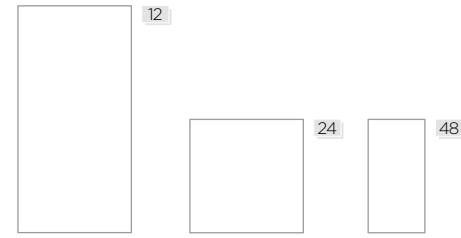
ERMETICA LAVAGNA, GRIGIO 60x120 cm

Ermetica BIANCO



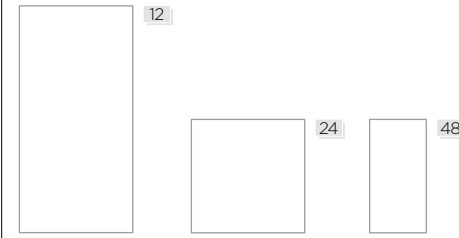
- 004999A** 189 ■ Ermetica Bianco 60x120 cm Rett. 24"x48" Rect. **R9**
- 004995** 185 ■ Ermetica Bianco 60x60 cm Rett. 24"x24" Rect. **R9**
- 004991** 187 ■ Ermetica Bianco 30x60 cm Rett. 12"x24" Rect. **R9**
- 005031** 120 ■ Mosaico 5x5 Ermetica Bianco 30x30 cm Rett. 12"x12" Rect. 12 **R9**

Ermetica CREMA



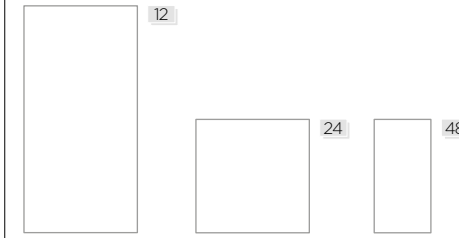
- 005002A** 189 ■ Ermetica Crema 60x120 cm Rett. 24"x48" Rect. **R9**
- 004998** 185 ■ Ermetica Crema 60x60 cm Rett. 24"x24" Rect. **R9**
- 004994** 187 ■ Ermetica Crema 30x60 cm Rett. 12"x24" Rect. **R9**
- 005034** 120 ■ Mosaico 5x5 Ermetica Crema 30x30 cm Rett. 12"x12" Rect. 12 **R9**

Ermetica GRIGIO




- 005000A** 189 ■ Ermetica Grigio 60x120 cm Rett. 24"x48" Rect. **R9**
- 004996** 185 ■ Ermetica Grigio 60x60 cm Rett. 24"x24" Rect. **R9**
- 004992** 187 ■ Ermetica Grigio 30x60 cm Rett. 12"x24" Rect. **R9**
- 005032** 120 ■ Mosaico 5x5 Ermetica Grigio 30x30 cm Rett. 12"x12" Rect. 12 **R9**

Ermetica LAVAGNA



- 005001A** 189 ■ Ermetica Lavagna 60x120 cm Rett. 24"x48" Rect. **R9**
- 004997** 185 ■ Ermetica Lavagna 60x60 cm Rett. 24"x24" Rect. **R9**
- 004993** 187 ■ Ermetica Lavagna 30x60 cm Rett. 12"x24" Rect. **R9**
- 005033** 120 ■ Mosaico 5x5 Ermetica Lavagna 30x30 cm Rett. 12"x12" Rect. 12 **R9**




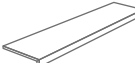




005515 195 ■
Rigat-One Ermetica Bianco
60x120 cm Rett.
24"x48" Rect.
± 9,5mm

005516 195 ■
Rigat-One Ermetica Lavagna
60x120 cm Rett.
24"x48" Rect.
± 9,5mm



ERMETICA LAVAGNA, RIGAT-ONE LAVAGNA 60x120 cm

		BIANCO	CREMA	GRIGIO	LAVAGNA
 Battiscopa 7x60 cm	20 39	005003	005006	005004	005005
 ★ Gradino Frontale Elle Costa Retta 30x120x5 cm	1 38	005007	005016	005010	005013
30x60x5 cm	233	005019	005028	005022	005025
 ★ Gradino Angolare Elle Costa Retta DX 30x120x5 cm	1 222	005008	005017	005011	005014
30x60x5 cm	174	005020	005029	005023	005026
 ★ Gradino Angolare Elle Costa Retta SX 30x120x5 cm	1 222	005009	005018	005012	005015
30x60x5 cm	174	005021	005030	005024	005027

★ **Disponibili solo su ordinazione** . Available on demand

dimensioni sizes dimensions abmessungen	spessore thickness épaisseur stärke	pz/collo pcs/box pc/boite stk/ktn	mq/collo sqm/box m/boite qm/ktn	kg/collo kg/box kg/boite kg/ktn	colli/pallet box/europal boites/europal ktn/europal	mq/pallet sqm/pallet m/pallet qm/pallet	kg/europal kg/europal kg/europal kg/europal
Fondo 60x120 Rettificato	9,5 mm	2	1,44	30,50	35	50,40	1090
Fondo 60x60 Rettificato	9,5 mm	4	1,44	27,20	32	46,08	920
Fondo 30x60 Rettificato	9,5 mm	8	1,44	27,20	32	46,08	920

Lo Stone look dal carattere vibrante e dalle soavi sfumature, un connubio perfetto capace di creare contesti dalla grande valenza estetica. I formati ed i colori la rendono adatta alle architetture contemporanee evidenziando la ricchezza delle superfici. The vibrant character and sweet nuances of this stone look are a perfect combination for the achievement of an environment of great aesthetic value. Sizes and colors fit for contemporary architectures highlighting the richness of the surfaces.



STONE COLLECTION LIGHT GREY 60x120 cm


STONE COLLECTION collection

GRES PORCELLANATO IMPASTO COLORATO

COLORED BODY PORCELAIN STONEWARE
GRÈS CÉRAME MASSE COLORÉ
FEINSTEINZEUG MIT EINGEFAERBTEN SCHERBEN

GRES PORCELLANATO *

PORCELAIN STONEWARE
GRÈS CÉRAME
FEINSTEINZEUG




colori • colors • couleurs • farben

V3



WHITE



LIGHT GREY



DARK GREY




BEIGE

formati • sizes • formats • formate

DCOF
≥0.42

R9



60x120 24"x48"
Rettificato
Rectified
R9
≈ 9,5 mm



31x62 12"x24"
Naturale
Natural
R9
≈ 9 mm *

Per una posa ottimale si raccomanda l'utilizzo di distanziatori autolivellanti.
For an optimum installation we recommend the use of self-leveling spacers.



STONE COLLECTION WHITE 60x120 cm




STONE COLLECTION DARK GREY 60x120 cm




STONE COLLECTION LIGHT GREY, DARK GREY 60x120 cm




STONE COLLECTION BEIGE 31x62 cm

Stone Collection **WHITE**

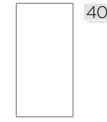
003990A 189 ■
Stone Collection White
60x120 cm Rett.
24"x48" Rect.
R9




003933- 185 ■
Stone Collection White
31x62 cm Naturale
12"x24" Natural
R9

Stone Collection **LIGHT GREY**

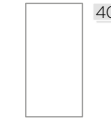
003993A 189 ■
Stone Collection Light Grey
60x120 cm Rett.
24"x48" Rect.
R9




003936- 185 ■
Stone Collection Light Grey
31x62 cm Naturale
12"x24" Natural
R9

Stone Collection **DARK GREY**

003992A 189 ■
Stone Collection Dark Grey
60x120 cm Rett.
24"x48" Rect.
R9



003935- 185 ■
Stone Collection Dark Grey
31x62 cm Naturale
12"x24" Natural
R9

Stone Collection **BEIGE**

003991A 189 ■
Stone Collection Beige
60x120 cm Rett.
24"x48" Rect.
R9



003934- 185 ■
Stone Collection Beige
31x62 cm Naturale
12"x24" Natural
R9





004039 120 ■
Mosaico 5x5 White
30x30 cm
12"x12"
12



004042 120 ■
Mosaico 5x5 Light Grey
30x30 cm
12"x12"
12



004041 120 ■
Mosaico 5x5 Dark Grey
30x30 cm
12"x12"
12



004040 120 ■
Mosaico 5x5 Beige
30x30 cm
12"x12"
12



004089 11 ■
Mosaico Esagonetta
White
29x29 cm
11"x11"
10



004091 11 ■
Mosaico Esagonetta
Light Grey
29x29 cm
11"x11"
10



004088 11 ■
Mosaico Esagonetta
Dark Grey
29x29 cm
11"x11"
10



004090 11 ■
Mosaico Esagonetta
Beige
29x29 cm
11"x11"
10

		WHITE	LIGHT GREY	DARK GREY	BEIGE	
	Battiscopa 7x62 cm	20 39	004035	004038	004037	004036
	★ Gradino Frontale Elle Costa Retta 30x120x5 cm	1 38	004753	004754	004755	004756
	31x62x5 cm	233	004738	004742	004743	004744
	★ Gradino Angolare Elle Costa Retta DX 30x120x5 cm	1 222	004757	004758	004759	004760
	31x62x5 cm	174	004745	004747	004748	004749
	★ Gradino Angolare Elle Costa Retta SX 30x120x5 cm	1 222	004761	004762	004763	004764
	31x62x5 cm	174	004746	004750	004751	004752

★ Disponibili solo su ordinazione . Available on demand

dimensioni sizes dimensions abmessungen	spessore thickness épaisseur stärke	pz/collo pcs/box pc/boite stk/ktn	mq/collo sqm/box m/boite qm/ktn	kg/collo kg/box kg/boite kg/ktn	colli/pallet box/euopal boites/euopal ktn/euopal	mq/pallet sqm/pallet m/pallet qm/pallet	kg/euopal kg/euopal kg/euopal kg/euopal
Fondo 60x120 Rettificato	9,5 mm	2	1,44	30,50	35	50,40	1090
Fondo 31x62	9 mm	7	1,35	23,10	60	81,00	1430

I colori Nature si ispirano a pietre sobrie ed armoniose ma anche eleganti e ricche di particolari, sviluppate con le moderne tecnologie in gres porcellanato per ridefinire gli ambienti esterni, sia a pavimento che a rivestimento per le moderne architetture. Nature colors are inspired by sober and harmonious stones but also elegant and rich in details, developed with most modern technologies to redefine outdoor environments and suitable both for floors and walls installations in contemporary architectures.



NATURE BIANCO OUT R11 31x62 cm

NATURE OUT collection

GRES PORCELLANATO
PORCELAIN STONEWARE
GRÈS CÉRAMÉ
FEINSTEINZEUG




colori • colors • couleurs • farben


V2



BIANCO



GRIGIO



GREIGE

formati • sizes • formats • formate

DCOF
≥0.42

R11



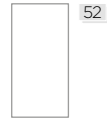
31x62 12"x24"
Naturale
Natural
R11
≅ 9 mm



15,3x31 6"x12"
Naturale
Natural
R11
≅ 9 mm

Per una posa ottimale si raccomanda l'utilizzo di distanziatori autolivellanti.
For an optimum installation we recommend the use of self-leveling spacers.

Nature BIANCO



52

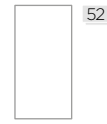
303916 185 ■
Nature Bianco
31x62 cm
12"x24"
OUT **R11**



208

303996 185 ■
Nature Bianco
15,3x31 cm
6"x12"
OUT **R11**

Nature GRIGIO



52


303917 185 ■
Nature Grigio
31x62 cm
12"x24"
OUT **R11**



208

303997 185 ■
Nature Grigio
15,3x31 cm
6"x12"
OUT **R11**

Nature GREIGE



52

303918 185 ■
Nature Greige
31x62 cm
12"x24"
OUT **R11**



208

303998 185 ■
Nature Greige
15,3x31 cm
6"x12"
OUT **R11**



NATURE GREIGE 15,3x31 cm


















NATURE BIANCO OUT R11 15,3x31 cm



NATURE GREIGE OUT R11 15,3x31 cm

pezzi speciali • trims • pièces spéciales • formteile

		BIANCO	GRIGIO	GREIGE
 Battiscopa 7x60 cm	20  39 	801828	801830	801831
 ★ Gradino Frontale Elle Costa Retta 31x62x5 cm OUT R11	1  233 	801832L	801838L	801841L
 ★ Gradino Angolare Elle Costa Retta DX 31x62x5 cm OUT R11	1  174 	801833L	801839L	801842L
 ★ Gradino Angolare Elle Costa Retta SX 31x62x5 cm OUT R11	1  174 	801834L	801840L	801843L
 ★ Terminale a Elle Monolitico 15x30x4 cm OUT R11	8  221 	801861	801862	801863

★ Disponibili solo su ordinazione . Available on demand

★ È OBBLIGATORIO posare il Terminale a Elle Monolitico SFALSATO essendo di dimensione diversa rispetto alle piastrelle

It is MANDATORY to lay Terminale a Elle Monolitico STAGGERED (not following same joint) due to the difference in dimension between tiles and special pieces

pesi e misure • weight and sizes • poids et mesures • gewichte und verpackungen

dimensioni sizes dimensions abmessungen	spessore thickness épaisseur stärke	pz/collo pcs/box pc/boite stk/ktn	mq/collo sqm/box m/boite qm/ktn	kg/collo kg/box kg/boite kg/ktn	colli/pallet box/europal boites/europal ktn/europal	mq/pallet sqm/pallet m/pallet qm/pallet	kg/europal kg/europal kg/europal kg/europal
Fondo 31x62 Out	9 mm	7	1,35	22,60	60	81,00	1380
Fondo 15,3x31 Out	9 mm	17	0,80	14,00	85	68,51	1210

L'interpretazione della pietra in uno dei formati tipici della tradizione italiana. Realizzati con la moderna tecnologia del gres porcellanato, trovano applicazione in ampi spazi di utilizzo, dal pavimento al rivestimento, in interno ed esterno, offrendo risultati estetici accattivanti. The most popular Quarzite/Slate looks. The porcelain details are impressive and both colors are suitable for all kind of outdoor installations and indoor as beautiful walls.



PIETRONE-ROCCIONE PIOMBO 31x62 cm

PIETRONE-ROCCIONE collection

GRES PORCELLANATO
PORCELAIN STONWARE
GRÈS CÉRAMÉ
FEINSTEINZEUG



colori • colors • couleurs • farben

V4



PIETRONE



ROCCIONE

formati • sizes • formats • formate

R11

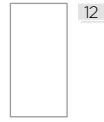


31x62 12"x24"
Naturale
Natural
R11
≅ 9 mm



15,3x31,6 6"x12"
Naturale
Natural
R11
≅ 9 mm

PIETRONE




005062 185 ■
Pietrone
31x62 cm
12"x24"
R11



004078 185 ■
Pietrone
15,3x31 cm
6"x12"
R11

ROCCIONE





005063 185 ■
Roccione
31x62 cm
12"x24"
R11



004079 185 ■
Roccione
15,3x31 cm
6"x12"
R11



pezzi speciali • trims • pièces spéciales • formteile

		PIETRONE	ROCCIONE
	Battiscopa 7,5x31 cm	46 182	004108
	Terminale a Elle Monolitico 15x30x4 cm OUT R11	8 221	004095

★ **É OBLIGATORIO** posare il **Terminale a Elle Monolitico SFALSATO** essendo di dimensione diversa rispetto alle piastrelle
It is **MANDATORY** to lay **Terminale a Elle Monolitico STAGGERED** (not following same joint) due to the difference in dimension between tiles and special pieces



ROCCIONE 31x62 cm | **NATURE GREIGE OUT** 31x62 cm

pesi e misure • weight and sizes • poids et mesures • gewichte und verpackungen

dimensioni sizes dimensions abmessungen	spessore thickness épaisseur stärke	pz/collo pcs/box pc/boite stk/ktn	mq/collo sqm/box m/boite qm/ktn	kg/collo kg/box kg/boite kg/ktn	colli/pallet box/europal boites/europal ktn/europal	mq/pallet sqm/pallet m/pallet qm/pallet	kg/europal kg/europal kg/europal kg/europal
Fondo 31x62	9 mm	7	1,35	22,60	60	81,00	1380
Fondo 15,3x31	9 mm	17	0,80	14,00	85	68,51	1210

La soluzione più completa per l'esterno, progettata in tre formati, tre colori e due gradi di resistenza alla scivolosità per adattarsi ad ogni condizione di uso. L'aspetto estetico è quello della pietra tagliata a sega, con differenti granulosità e striature. La serie è utilizzabile con facilità in ambienti domestici e commerciali. The best solution for outdoor flooring. Three sizes, three colors and two different surfaces, reproducing the effect of a saw-cut stone, with different grain and streaks. This collection is suitable for domestic and commercial installations.



FOSSILI RUGGINE OUT R11 15,3x31 cm | ULTRA WOOD 60x60 \approx 20 R11

FOSSILI collection

GRES PORCELLANATO
PORCELAIN STONWARE
GRÈS CÉRAMÉ
FEINSTEINZEUG




colori • colors • couleurs • farben

V3



GRIGIO



GIALLO



RUGGINE

formati • sizes • formats • formate

DCOF
 ≥ 0.42

R10

R11



31x62 12"x24"
Naturale
Natural
R10 / R11
 \approx 9 mm



15,3x31 6"x12"
Naturale
Natural
R10 / R11
 \approx 9 mm

Per una posa ottimale si raccomanda l'utilizzo di distanziatori autolivellanti.
For an optimum installation we recommend the use of self-leveling spacers.

Fossili GIALLO



10

TP3020 185
Fossili Giallo
31x62 cm
12"x24"
R10



10

TP3121 185
Fossili Giallo
31x62 cm
12"x24"
OUT R11



40

TP3202C 185
Fossili Giallo
15,3x31 cm
6"x12"
R10



40

TP3200C 185
Fossili Giallo
15,3x31 cm
6"x12"
OUT R11

Fossili RUGGINE



10

TP3460 185
Fossili Ruggine
31x62 cm
12"x24"
R10



10

TP3123 185
Fossili Ruggine
31x62 cm
12"x24"
OUT R11



40

TP3407C 185
Fossili Ruggine
15,3x31 cm
6"x12"
R10



40

TP3407C 185
Fossili Ruggine
15,3x31 cm
6"x12"
OUT R11

Fossili GRIGIO



10

TP3120 185
Fossili Grigio
31x62 cm
12"x24"
R10



10

TP3122 185
Fossili Grigio
31x62 cm
12"x24"
OUT R11



40

TP3302C 185
Fossili Grigio
15,3x31 cm
6"x12"
R10



40

TP3300C 185
Fossili Grigio
15,3x31 cm
6"x12"
OUT R11



FOSSILI GRIGIO 31x62 cm











FOSSILI GIALLO OUT R11 31x62 cm



FOSSILI RUGGINE OUT R11 31x62 cm

pezzi speciali • trims • pièces spéciales • formteile

		GRIGIO	GIALLO	RUGGINE	
	Battiscopa 7x62 cm	20 39	TP3543	TP3541	TP3542
	Battiscopa 7,5x31 cm	46 182	TP3101	TP3001	TP3401
	★ Gradino Frontale Elle Costa Retta 31x62x5 cm OUT R11	1 233	004824	004825	004826
	★ Gradino Angolare Elle Costa Retta DX 31x62x5 cm OUT R11	1 174	004827	004828	004829
	★ Gradino Angolare Elle Costa Retta SX 31x62x5 cm OUT R11	1 174	004830	004831	004832
	★ Terminale a Elle Monolitico 15x30x4 cm OUT R11	8 221	TP3102	TP3002	TP3402


★ Disponibili solo su ordinazione . Available on demand

★ È OBBLIGATORIO posare il Terminale a Elle Monolitico SFALSATO essendo di dimensione diversa rispetto alle piastrelle
It is MANDATORY to lay Terminale a Elle Monolitico STAGGERED (not following same joint) due to the difference in dimension between tiles and special pieces

pesi e misure • weight and sizes • poids et mesures • gewichte und verpackungen


dimensioni sizes dimensions abmessungen	spessore thickness épaisseur stärke	pz/collo pcs/box pc/boite stk/ktn	mq/collo sqm/box m/boite qm/ktn	kg/collo kg/box kg/boite kg/ktn	colli/pallet box/europal boites/europal ktn/europal	mq/pallet sqm/pallet m/pallet qm/pallet	kg/europal kg/europal kg/europal kg/europal
Fondo 31x62 Out	9 mm	7	1,35	22,60	60	81,00	1380
Fondo 15,3x31 Out	9 mm	17	0,80	14,00	85	68,51	1210

Un sandstone che testimonia fedelmente la leggerezza cromatica della materia originale, ricreandone le stratificazioni del tempo ed ottimizzandone la possibilità di utilizzo in ambienti esterni. A sandstone look that faithfully recreates the chromatic lightness of the original material, reproducing the stratifications of time and optimizing the usefulness usage in outdoor environments.



STONE MIX PIOMBO 31x62 cm

STONEMIX collection



GRES PORCELLANATO
 PORCELAIN STONEWARE
 GRÈS CÉRAMÉ
 FEINSTEINZEUG

colori • colors • couleurs • farben

V3



FANGO



PIOMBO


formati • sizes • formats • formate

R11



31x62 12"x24"
Naturale
 Natural
R11
 ≈ 9 mm

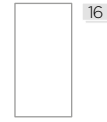
Stone Mix FANGO



STM001- 185 ■
Stone Mix Fango
31x62 cm
12"x24"
R11



Stone Mix PIOMBO



STM002- 185 ■
Stone Mix Piombo
31x62 cm
12"x24"
R11



pezzi speciali • trims • pièces spéciales • formteile

		FANGO	PIOMBO
Battiscopa 7x62 cm	20 39	STM011	STM012
Gradino Frontale Elle Costa Retta 31x62x5 cm OUT R11	1 233	801780L	801781L
Gradino Angolare Elle Costa Retta DX 31x62x5 cm OUT R11	1 174	801782	801783
Gradino Angolare Elle Costa Retta SX 31x62x5 cm OUT R11	1 174	801784	801785
Terminale a Elle Monolitico 15x30x4 cm OUT R11	8 221	STM021	STM022

* **Disponibili solo su ordinazione** . Available on demand
* **È OBBLIGATORIO** posare il **Terminale a Elle Monolitico SFALSATO** essendo di dimensione diversa rispetto alle piastrelle
It is **MANDATORY** to lay **Terminale a Elle Monolitico STAGGERED** (not following same joint) due to the difference in dimension between tiles and special pieces



STONE MIX FANGO 31x62 cm

pesi e misure • weight and sizes • poids et mesures • gewichte und verpackungen

dimensioni sizes dimensions abmessungen	spessore thickness épaisseur stärke	pz/collo pcs/box pc/boite stk/ktn	mq/collo sqm/box m/boite qm/ktn	kg/collo kg/box kg/boite kg/ktn	colli/pallet box/europal boites/europal ktn/europal	mq/pallet sqm/pallet m/pallet qm/pallet	kg/europal kg/europal kg/europal kg/europal
Fondo 31x62	9 mm	7	1,35	22,80	60	81,00	1430

Interpreta la profonda essenza del metallo alleggerendone le sfumature ed esaltandone i dettagli della ricchezza grafica. Il design industrial-contemporaneo e le superfici lievemente stonizzate impreziosiscono sia gli spazi residenziali che commerciali e contribuiscono alla realizzazione di ambienti moderni e grintosi, grazie anche ad una speciale applicazione sulla superficie che ne esalta il design. Reproduction of the essence of the metal, light nuances and rich graphic. The design contemporary-industrial and the slightly shaded surfaces enrich both residential and commercial areas and allow the creation of modern and gritty environments, thanks also to a special application on the surface that enhance the design.



ABITA DECO MIX 20x20 cm

ABITA collection

GRES PORCELLANATO IMPASTO COLORATO
 COLORED BODY PORCELAIN STONEWARE
 GRÈS CÉRAME MASSE COLORÉ
 FEINSTEINZEUG MIT EINGEFAERBTEN SCHERBEN



colori • colors • couleurs • farben



ARGENTO






NICHEL

FERRO

BRONZO

formati • sizes • formats • formate



				
60x120 24"x48"	81x81 32"x32"	60x60 24"x24"	30x60 12"x24"	20x20 8"x8"
Rettificato Rectified	Rettificato Rectified	Rettificato Rectified	Rettificato Rectified	Rettificato Rectified
R9 ≅ 9,5 mm	R9 ≅ 9,5 mm	R9 ≅ 8 mm	R9 ≅ 8 mm	R9 ≅ 8 mm

Per una posa ottimale si raccomanda l'utilizzo di distanziatori autolivellanti.
 For an optimum installation we recommend the use of self-leveling spacers.




ABITA ARGENTO 60x120 cm | DECO MIX 20x20 cm



ABITA FERRO 60x120 cm | SOLID DÉCORS 60x60 cm




ABITA NICHEL 60x60 cm



ABITA BRONZO 60x120 cm

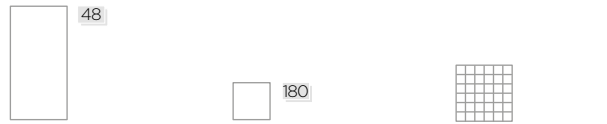
Abita ARGENTO



004437A 189 ■
Abita Argento
60x120 cm Rett.
24"x48" Rect.
R9

004433 189 ■
Abita Argento
81x81 cm Rett.
32"x32" Rect.
R9

004441 185 ■
Abita Argento
60x60 cm Rett.
24"x24" Rect.
R9

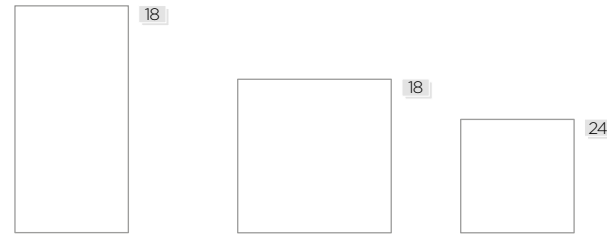


004445 187 ■
Abita Argento
30x60 cm Rett.
12"x24" Rect.
R9

005331 191 ■
Abita Argento
20x20 cm Rett.
8"x8" Rect.
R9

004449 120 ■
Mosaico 5x5
Abita Argento
30x30 cm Rett.
12"x12" Rect.
12 ■ **R9**


Abita NICHEL



004438A 189 ■
Abita Nichel
60x120 cm Rett.
24"x48" Rect.
R9

004434 189 ■
Abita Nichel
81x81 cm Rett.
32"x32" Rect.
R9

004442 185 ■
Abita Nichel
60x60 cm Rett.
24"x24" Rect.
R9




004446 187 ■
Abita Nichel
30x60 cm Rett.
12"x24" Rect.
R9

005332 191 ■
Abita Nichel
20x20 cm Rett.
8"x8" Rect.
R9

004450 120 ■
Mosaico 5x5
Abita Nichel
30x30 cm Rett.
12"x12" Rect.
12 ■ **R9**

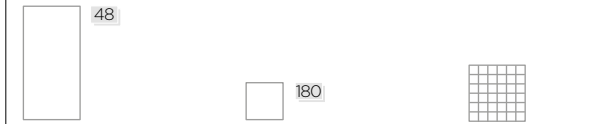
Abita FERRO



004440A 189 ■
Abita Ferro
60x120 cm Rett.
24"x48" Rect.
R9

004436 189 ■
Abita Ferro
81x81 cm Rett.
32"x32" Rect.
R9

004444 185 ■
Abita Ferro
60x60 cm Rett.
24"x24" Rect.
R9

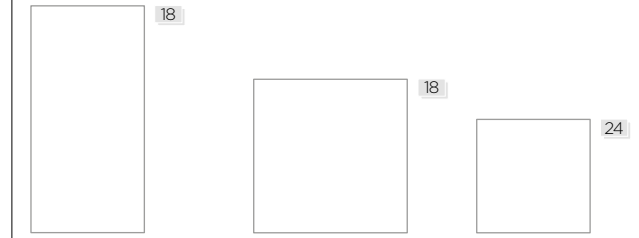


004448 187 ■
Abita Ferro
30x60 cm Rett.
12"x24" Rect.
R9

005333 191 ■
Abita Ferro
20x20 cm Rett.
8"x8" Rect.
R9

004452 120 ■
Mosaico 5x5
Abita Ferro
30x30 cm Rett.
12"x12" Rect.
12 ■ **R9**


Abita BRONZO



004439A 189 ■
Abita Bronzo
60x120 cm Rett.
24"x48" Rect.
R9

004435 189 ■
Abita Bronzo
81x81 cm Rett.
32"x32" Rect.
R9

004443 185 ■
Abita Bronzo
60x60 cm Rett.
24"x24" Rect.
R9



004447 187 ■
Abita Bronzo
30x60 cm Rett.
12"x24" Rect.
R9

005334 191 ■
Abita Bronzo
20x20 cm Rett.
8"x8" Rect.
R9

004451 120 ■
Mosaico 5x5
Abita Bronzo
30x30 cm Rett.
12"x12" Rect.
12 ■ **R9**



decors jumbo mix



005443 199 ■
Decors Jumbo Mix
60x120 cm Rett.
24"x48" Rect.
R9

005335 194 ■
Abita Deco Mix
20x20 cm Rett.
8"x8" Rect.
R9

decors silver tree




005620 199 ■
Decors Silver Tree
60x120 cm Rett.
24"x48" Rect.
R9

decori • decors • décors • dekore




005593 227 ■
Decoro Linea Oro
Abita Argento
20x20 cm Rett.
8"x8" Rect.



005594 227 ■
Decoro Linea Oro
Abita Nichel
20x20 cm Rett.
8"x8" Rect.



005595 227 ■
Decoro Linea Oro
Abita Ferro
20x20 cm Rett.
8"x8" Rect.



005596 227 ■
Decoro Linea Oro
Abita Bronzo
20x20 cm Rett.
8"x8" Rect.



303718 141 ■
Solid Décor
60x60 cm Rett.
24"x24" Rect.
R9

004497 65 ■
Listello Vintage
0,8x1x60 cm
0,3"x0,4"x24"
10

004495 126 ■
Listello Alluminio Battuto
0,2x1x60 cm
0,07"x0,4"x24"
10

Immagine del pannello solamente indicativa. I decori sono imballati misti nelle scatole ed è possibile la ripetizione di più soggetti nella stessa scatola.
Above combination is indicative. Decorations are packed on a random basis and it is possible the replication of some decors into the same box.


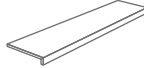

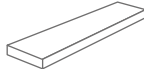


ABITA BRONZO, DECORO LINEA ORO BRONZO 20x20 cm



DECORS SILVER TREE 60x120 cm | DOWNTOWN WOOD WARM 30x122 cm

pezzi speciali • trims • pièces spéciales • formteile

			ARGENTO	NICHEL	FERRO	BRONZO
	Battiscopa 7x60 cm	20 39	004453	004454	004456	004455
	★ Gradino Frontale Elle Costa Retta 30x120x5 cm	1 38	004465	004466	004468	004467
	30x60x5 cm	233	004600	004601	004602	004603
	★ Gradino Angolare Elle Costa Retta DX 30x120x5 cm	1 222	004457	004458	004460	004459
	30x60x5 cm	174	004765	004767	004768	004769
	★ Gradino Angolare Elle Costa Retta SX 30x120x5 cm	1 222	004461	004462	004464	004463
	30x60x5 cm	174	004766	004770	004771	004772

★ Disponibili solo su ordinazione . Available on demand

pesi e misure • weight and sizes • poids et mesures • gewichte und verpackungen

dimensioni sizes dimensions abmessungen	spessore thickness épaisseur stärke	pz/collo pcs/box pc/boite stk/ktn	mq/collo sqm/box m/boite qm/ktn	kg/collo kg/box kg/boite kg/ktn	colli/pallet box/euopal boites/euopal ktn/euopal	mq/pallet sqm/pallet m/pallet qm/pallet	kg/euopal kg/euopal kg/euopal
Fondo 81x81 Rettificato	9,5 mm	3	1,97	38,60	32	63,04	1260
Fondo 60x120 Rettificato	9,5 mm	2	1,44	30,50	35	50,40	1090
Fondo/Decoro 60x60 Rettificato	9,5 mm	4	1,44	28,50	32	46,08	940
Fondo 30x60 Rettificato	9,5 mm	8	1,44	28,50	32	46,08	940
Fondo/Decoro 20x20 Rettificato	9,5 mm	23	0,92	17,40	76	69,92	1400

Le 6 proposte cromatiche ed i molteplici formati disponibili con l'innovativa superficie In/Out, permettono soluzioni progettuali che si integrano perfettamente nella ricerca stilistica dell'effetto cemento e soddisfano ogni esigenza dell'architettura urbana. La serie Portland arricchisce di cromie e nuance contemporanee gli ambienti ed è ideale a pavimento e a rivestimento, sia per uso residenziale che commerciale per interno ed esterno. The 6 color proposals and the multiple sizes available with the innovative In / Out surface, allow technical solutions that are perfectly integrated in the stylistic research of the concrete look and satisfy every need of modern architecture. Portland enriches rooms with contemporary colors and nuances and is suitable for floors and walls installations, both residential and commercial, indoor and outdoor.



PORTLAND PLOMB 60x120 cm

PORTLAND collection

GRES PORCELLANATO IMPASTO COLORATO
 COLORED BODY PORCELAIN STONEWARE
 GRÈS CÉRAME MASSE COLORÉ
 FEINSTEINZEUG MIT EINGEFAERBTEN SCHERBEN

GRES PORCELLANATO *
 PORCELAIN STONEWARE
 GRÈS CÉRAMÉ
 FEINSTEINZEUG



colori • colors • couleurs • farben

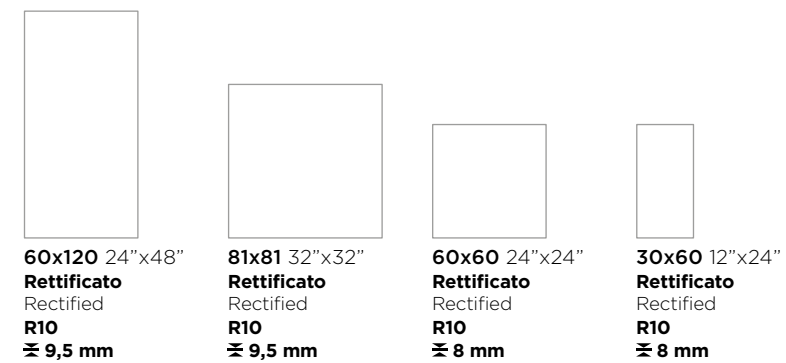
V2



formati • sizes • formats • formate

DCOF
≥0.42

R10



Per una posa ottimale si raccomanda l'utilizzo di distanziatori autolivellanti.
 For an optimum installation we recommend the use of self-leveling spacers.



PORTLAND WHITE, BABY BLUE 60x120 cm | **DECORS** BLUE PALM 60x120 cm



PORTLAND GREY 60x120 cm | **DECORS** TWILIGHT 60x120 cm

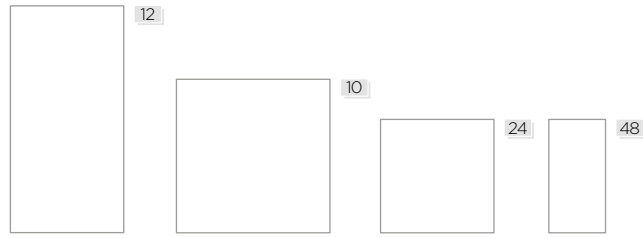


PORTLAND IVORY 60x60 cm - 30x60 cm | **DECORS** ROYALE 60x120 cm



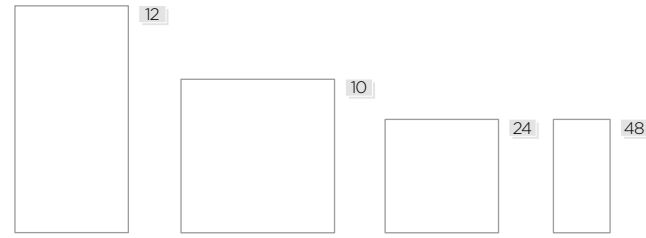
PORTLAND JADE, PLOMB 60x120 cm | **DECORS** GREEN SHADOW 60x120 cm

Portland WHITE



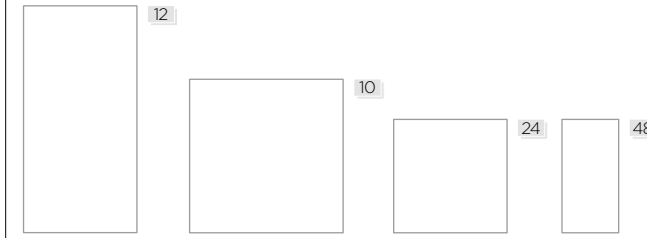
- 005301** 169 ■ Portland White 60x120 cm Rett. 24"x48" Rect. **R10**
- 005307** 169 ■ Portland White 81x81 cm Rett. 32"x32" Rect. **R10**
- 005311** 186 ■ Portland White 60x60 cm Rett. 24"x24" Rect. **R10**
- 005315** 188 ■ Portland White 30x60 cm Rett. 12"x24" Rect. **R10**

Portland IVORY



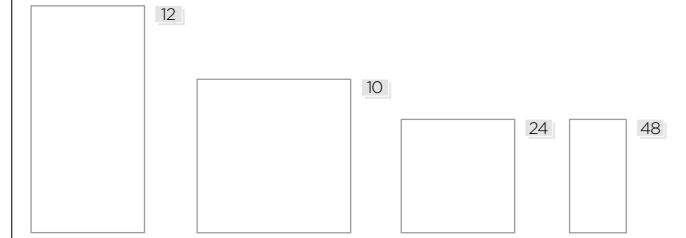
- 005302** 169 ■ Portland Ivory 60x120 cm Rett. 24"x48" Rect. **R10**
- 005308** 169 ■ Portland Ivory 81x81 cm Rett. 32"x32" Rect. **R10**
- 005312** 186 ■ Portland Ivory 60x60 cm Rett. 24"x24" Rect. **R10**
- 005316** 188 ■ Portland Ivory 30x60 cm Rett. 12"x24" Rect. **R10**

Portland GREY





- 005303** 169 ■ Portland Grey 60x120 cm Rett. 24"x48" Rect. **R10**
- 005309** 169 ■ Portland Grey 81x81 cm Rett. 32"x32" Rect. **R10**
- 005313** 186 ■ Portland Grey 60x60 cm Rett. 24"x24" Rect. **R10**
- 005317** 188 ■ Portland Grey 30x60 cm Rett. 12"x24" Rect. **R10**


Portland PLOMB




- 005304** 169 ■ Portland Plomb 60x120 cm Rett. 24"x48" Rect. **R10**
- 005310** 169 ■ Portland Plomb 81x81 cm Rett. 32"x32" Rect. **R10**
- 005314** 186 ■ Portland Plomb 60x60 cm Rett. 24"x24" Rect. **R10**
- 005318** 188 ■ Portland Plomb 30x60 cm Rett. 12"x24" Rect. **R10**



Portland JADE




005305 190 ■
Portland Jade
60x120 cm Rett.
24"x48" Rect.
R10




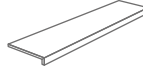


Portland BABY BLUE



005306 190 ■
Portland Baby Blue
60x120 cm Rett.
24"x48" Rect.
R10



pezzi speciali • trims • pièces spéciales • formteile


			WHITE	IVORY	GREY	PLOMB	JADE	BABY BLUE
 Battiscopa 7x60 cm	20 39		005325	005326	005327	005328	005329	005330
 ★ Gradino Frontale Elle Costa Retta 30x120x5 cm	1 38		005340	005341	005342	005343	005344	005345
 ★ Gradino Angolare Elle Costa Retta DX 30x120x5 cm	1 222		005350	005351	005352	005353	005354	005355
 ★ Gradino Angolare Elle Costa Retta SX 30x120x5 cm	1 222		005360	005361	005362	005363	005364	005365

★ **Disponibili solo su ordinazione** . Available on demand

pesi e misure • weight and sizes • poids et mesures • gewichte und verpackungen

dimensioni sizes dimensions abmessungen	spessore thickness épaisseur stärke	pz/collo pcs/box pc/boite stk/ktn	mq/collo sqm/box m/boite qm/ktn	kg/collo kg/box kg/boite kg/ktn	colli/pallet box/eurolal boites/eurolal ktn/eurolal	mq/pallet sqm/pallet m/pallet qm/pallet	kg/eurolal kg/eurolal kg/eurolal kg/eurolal
Fondo 81x81 Rettificato	9,5 mm	3	1,97	38,60	32	63,04	1260
Fondo 60x120 Rettificato	9,5 mm	2	1,44	30,50	35	50,40	1090
Fondo 60x60 Rettificato	8 mm	5	1,80	28,75	32	57,60	940
Fondo 30x60 Rettificato	8 mm	10	1,80	28,75	32	57,60	940

La realtà ibrida che combina il look cemento con un'elegante rivisitazione dell'antico limestone Abruzzese. Coglie in pieno le peculiarità dello sviluppo grafico pur mitigandone gli eccessi calcarei e migliorandone la stabilità. La variazione tonale la rende dinamica ed adatta a tutti gli spazi. A hybrid look that combines a classic concrete look with the elegance of the limestone from Abruzzi used in ancient times. The uniqueness of its graphics is fully captured, though mitigated in its calcareous excesses to offer a more balanced look. Its shade variations make for a dynamic and multipurpose effect.



CEMENTONE Contemporary GREY 31x62 cm

CONTEMPORARY collection


GRES PORCELLANATO IMPASTO COLORATO
 COLORED BODY PORCELAIN STONWARE
 GRÈS CÉRAMÉ MASSE COLORÉ
 FEINSTEINZEUG MIT EINGEFAERBTEN SCHERBEN

GRES PORCELLANATO*
 PORCELAIN STONWARE
 GRÈS CÉRAMÉ
 FEINSTEINZEUG



colori • colors • couleurs • farben

V3



LIGHT GREY

GREY

BROWN

GRAPHITE

formati • sizes • formats • formate

DCOF
≥0.42

R10



60x120 24"x48"
Rettificato
 Rectified
R10
 ≈ 9,5 mm



81x81 32"x32"
Rettificato
 Rectified
R10
 ≈ 9,5 mm



60x60 24"x24"
Rettificato
 Rectified
R10
 ≈ 9,5 mm




30x60 12"x24"
Rettificato
 Rectified
R10
 ≈ 9,5 mm

OUTDOOR ≈ 20 mm ≈ 30 mm

Dettagli della gamma spessorati per esterno a pagina 244 . Details of the exterior flooring range on page 244
 Détails de la gamme de revêtements de sol extérieurs page 244 . Details zum Außenboden-Sortiment auf Seite 244

DCOF
≥0.42

R11



60x120 24"x48"
Rettificato
 Rectified
R11
 ≈ 20 mm




81x81 32"x32"
Rettificato
 Rectified
R11
 ≈ 20 mm



60x60 24"x24"
Rettificato
 Rectified
R11
 ≈ 20 mm



90x90 36"x36"
Rettificato
 Rectified
R11
 ≈ 30 mm



45x90 18"x36"
Rettificato
 Rectified
R11
 ≈ 30 mm



60x60 24"x24"
Rettificato
 Rectified
R11
 ≈ 30 mm

Per una posa ottimale si raccomanda l'utilizzo di distanziatori autolivellanti.
 For an optimum installation we recommend the use of self-leveling spacers.



ULTRA CONTEMPORARY LIGHT GREY 60x60 \approx 20 R11



CONTEMPORARY BROWN, DECORO INFINITY 60x60 cm | ULTRA CONTEMPORARY BROWN 60x60 \approx 20 R11


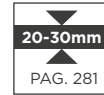


CONTEMPORARY LIGHT GREY, GREY 81x81 cm | MOSAICO TRIANGOLO 30x34 cm



CONTEMPORARY GRAPHITE 30x60 cm | DECORO ETERNITY 60x60 cm

Contemporary LIGHT GREY




005685 189 ■
Contemporary
Light Grey
60x120 cm Rett.
24"x48" Rect.
R10



004123 189 ■
Contemporary
Light Grey
81x81 cm Rett.
32"x32" Rect.
R10



004127 185 ■
Contemporary
Light Grey
60x60 cm Rett.
24"x24" Rect.
R10




004131 187 ■
Contemporary
Light Grey
30x60 cm Rett.
12"x24" Rect.
R10



004146 120 ■
Mosaico 5x5
Light Grey
30x30 cm Rett.
12"x12" Rect.
12 ■ **R10**

Contemporary GREY



005684 189 ■
Contemporary
Grey
60x120 cm Rett.
24"x48" Rect.
R10



004124 189 ■
Contemporary
Grey
81x81 cm Rett.
32"x32" Rect.
R10



004128 185 ■
Contemporary
Grey
60x60 cm Rett.
24"x24" Rect.
R10

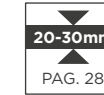


004132 187 ■
Contemporary
Grey
30x60 cm Rett.
12"x24" Rect.
R10



004145 120 ■
Mosaico 5x5
Grey
30x30 cm Rett.
12"x12" Rect.
12 ■ **R10**


Contemporary BROWN



004122 189 ■
Contemporary
Brown
81x81 cm Rett.
32"x32" Rect.
R10



004126 185 ■
Contemporary
Brown
60x60 cm Rett.
24"x24" Rect.
R10




004130 187 ■
Contemporary
Brown
30x60 cm Rett.
12"x24" Rect.
R10



004144 120 ■
Mosaico 5x5
Brown
30x30 cm Rett.
12"x12" Rect.
12 ■ **R10**

Contemporary GRAPHITE




005683 189 ■
Contemporary
Graphite
60x120 cm Rett.
24"x48" Rect.
R10



004121 189 ■
Contemporary
Graphite
81x81 cm Rett.
32"x32" Rect.
R10



004125 185 ■
Contemporary
Graphite
60x60 cm Rett.
24"x24" Rect.
R10



004129 187 ■
Contemporary
Graphite
30x60 cm Rett.
12"x24" Rect.
R10



004143 120 ■
Mosaico 5x5
Graphite
30x30 cm Rett.
12"x12" Rect.
12 ■ **R10**





6 MIX

004138 141 ■
Decoro Infinity
60x60 cm Rett.
24"x24" Rect.
R10



6 MIX

004137 141 ■
Decoro Eternity
60x60 cm Rett.
24"x24" Rect.
R10



303613 11 ■
Mosaico Triangolo
Light Grey
30x34 cm
12"x13"
11



303612 11 ■
Mosaico Triangolo
Grey
30x34 cm
12"x13"
11



303611 11 ■
Mosaico Triangolo
Graphite
30x34 cm
12"x13"
11



303610 11 ■
Mosaico Esagonetta Mix
29x29 cm
11"x11"
10



CONTEMPORARY LIGHT GREY 81x81 cm | DECORO INFINTY 60x60 cm

		LIGHT GREY	GREY	BROWN	GRAPHITE
Battiscopa 7x60 cm	20 39	004150	004149	004147	004148
Gradino Frontale Elle Costa Retta 30x60x5 cm	1 233	004272	004273	004271	004274
Gradino Angolare Elle Costa Retta DX 30x60x5 cm	1 174	004276	004277	004275	004278
Gradino Angolare Elle Costa Retta SX 30x60x5 cm	1 174	004782	004783	004781	004784

* Disponibili solo su ordinazione . Available on demand

pesi e misure • weight and sizes • poids et mesures • gewichte und verpackungen

dimensioni sizes dimensions abmessungen	spessore thickness épaisseur stärke	pz/collo pcs/box pc/boite stk/ktn	mq/collo sqm/box m/boite qm/ktn	kg/collo kg/box kg/boite kg/ktn	colli/pallet box/europal boites/europal ktn/europal	mq/pallet sqm/pallet m/pallet qm/pallet	kg/europal kg/europal kg/europal kg/europal
Fondo 81x81 Rettificato	9,5 mm	3	1,97	38,60	32	63,04	1260
Fondo 60x120 Rettificato	9,5 mm	2	1,44	30,50	35	50,40	1075
Fondo/Decoro 60x60 Rettificato	9,5 mm	4	1,44	28,50	32	46,08	940
Fondo 30x60 Rettificato	9,5 mm	8	1,44	28,50	32	46,08	940

Un look cemento dai colori tono su tono e dalle superfici morbidamente lavorate. I grandi formati e la ricca grafica disponibili in quattro colori, richiamano le superfici continue a grande campitura, come resine ed intonaci murali e rendono questa collezione ideale in ambienti residenziali e commerciali. A cement look, with toning colors and smoothly worked surface. The product hints at seamless solid surfaces like resin or plaster. The rich graphic and large sizes of this collection make it a perfect solution for residential uses as well as commercial installations.



CULT GREY 60x120 cm

CULT collection

GRES PORCELLANATO IMPASTO COLORATO
 COLORED BODY PORCELAIN STONEWARE
 GRÈS CÉRAMÉ MASSE COLORÉ
 FEINSTEINZEUG MIT EINGEFAERBTEN SCHERBEN







colori • colors • couleurs • farben



WHITE GREY ANTHRACITE BEIGE

formati • sizes • formats • formate



			
60x120 24"x48"	81x81 32"x32"	60x60 24"x24"	30x60 12"x24"
Rettificato Rectified	Rettificato Rectified	Rettificato Rectified	Rettificato Rectified
R10 ≈ 9,5 mm	R10 ≈ 9,5 mm	R10 ≈ 9,5 mm	R10 ≈ 9,5 mm

OUTDOOR ≈ 20 mm

Dettagli della gamma spessorati per esterno a pagina 244 . Details of the exterior flooring range on page 244
 Détails de la gamme de revêtements de sol extérieurs page 244 . Détails zum Außenboden-Sortiment auf Seite 244




60x60 24"x24"
Rettificato Rectified
R11 ≈ 20 mm

Per una posa ottimale si raccomanda l'utilizzo di distanziatori autolivellanti.
 For an optimum installation we recommend the use of self-leveling spacers.



CULT WHITE 30x60-60x60-60x120 cm



CULT ANTHRACITE, WHITE 60x120 cm

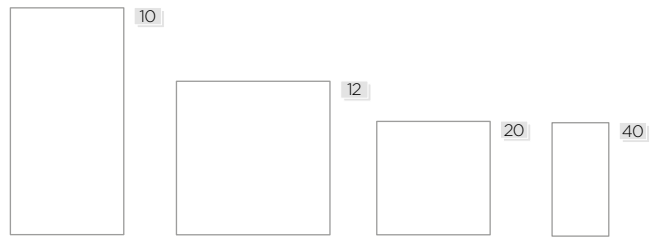


CULT GREY, DECORO FLOWER GREY 60x120 cm | ULTRA CULT GREY 60x60 \approx 20 R11



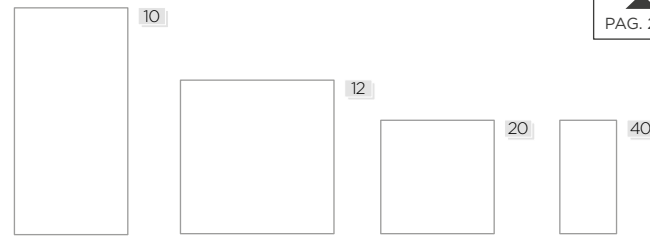
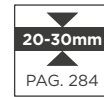
CULT BEIGE 81x81 cm

Cult WHITE



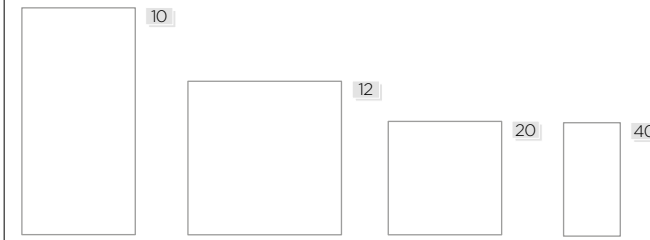
- 004009A** 189 ■ Cult White 60x120 cm Rett. 24"x48" Rect. **R10**
- 003393** 189 ■ Cult White 81x81 cm Rett. 32"x32" Rect. **R10**
- 003396** 185 ■ Cult White 60x60 cm Rett. 24"x24" Rect. **R10**
- 003395** 187 ■ Cult White 30x60 cm Rett. 12"x24" Rect. **R10**

Cult GREY



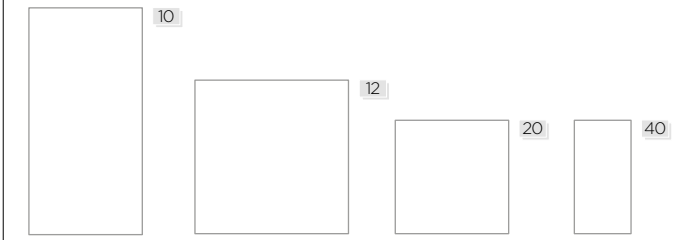
- 004011A** 189 ■ Cult Grey 60x120 cm Rett. 24"x48" Rect. **R10**
- 003367** 189 ■ Cult Grey 81x81 cm Rett. 32"x32" Rect. **R10**
- 003376-** 185 ■ Cult Grey 60x60 cm Rett. 24"x24" Rect. **R10**
- 003373** 187 ■ Cult Grey 30x60 cm Rett. 12"x24" Rect. **R10**

Cult ANTHRACITE



- 004008A** 189 ■ Cult Anthracite 60x120 cm Rett. 24"x48" Rect. **R10**
- 003368** 189 ■ Cult Anthracite 81x81 cm Rett. 32"x32" Rect. **R10**
- 003377** 185 ■ Cult Anthracite 60x60 cm Rett. 24"x24" Rect. **R10**
- 003374** 187 ■ Cult Anthracite 30x60 cm Rett. 12"x24" Rect. **R10**

Cult BEIGE



- 004010A** 189 ■ Cult Beige 60x120 cm Rett. 24"x48" Rect. **R10**
- 003369** 189 ■ Cult Beige 81x81 cm Rett. 32"x32" Rect. **R10**
- 003378** 185 ■ Cult Beige 60x60 cm Rett. 24"x24" Rect. **R10**
- 003375** 187 ■ Cult Beige 30x60 cm Rett. 12"x24" Rect. **R10**



MARBLE&STONE LOOK

CONCRETE&RESIN LOOK

WOOD LOOK

WALL DESIGN

OUTDOOR SPACES

INFO

Cult FLOWER BEIGE



004184A 199 ■
Decoro Flower Beige
60x120 cm Rett.
24"x48" Rect.
2 **R10**

Cult FLOWER GREY



004185A 199 ■
Decoro Flower Grey
60x120 cm Rett.
24"x48" Rect.
2 **R10**



pezzi speciali • trims • pièces spéciales • formteile

		WHITE	GREY	ANTHRACITE	BEIGE
Battiscopa 7x60 cm	20 39	003472	003524	003522	003523
Gradino Frontale Elle Costa Retta 30x120x5 cm	1 38	004875	004876	004877	004878
30x60x5 cm	233	004339	004340	004341	004342
Gradino Angolare Elle Costa Retta DX 30x120x5 cm	1 222	004879	004785	004786	004787
30x60x5 cm	174	004343	004344	004345	004346
Gradino Angolare Elle Costa Retta SX 30x120x5 cm	1 222	004788	004789	004790	004791
30x60x5 cm	174	004792	004793	004794	004795

* **Disponibili solo su ordinazione** . Available on demand

pesi e misure • weight and sizes • poids et mesures • gewichte und verpackungen

dimensioni sizes dimensions abmessungen	spessore thickness épaisseur stärke	pz/collo pcs/box pc/boite stk/ktn	mq/collo sqm/box m/boite qm/ktn	kg/collo kg/box kg/boite kg/ktn	colli/pallet box/europal boites/europal ktn/europal	mq/pallet sqm/pallet m/pallet qm/pallet	kg/europal kg/europal kg/europal kg/europal
Fondo/Decoro 60x120 Rettificato	9,5 mm	2	1,44	30,5	35	50,4	1090
Fondo 81x81 Rettificato	9,5 mm	3	1,97	39,25	32	63,04	1260
Fondo 60x60 Rettificato	9,5 mm	5	1,8	35	24	43,2	860
Fondo 30x60 Rettificato	9,5 mm	7	1,26	25	40	50,4	1020

Il Cemento urbano dalle sfumature pulite e dal fascino raffinato in gres porcellanato. Essenza che regala soluzioni estetiche di tendenza ed ambienti armoniosi per tutti gli stili architettonici. La doppia finitura disponibile garantisce la continuità del design verso gli spazi esterni dell'abitare. Urban cement, clean shades and refined charm in porcelain stoneware. A structure that grants harmonious and trendy solutions for the most demanding architectural needs. The two finishes available grant continuity from interior to outdoor installations.




EMOTION TAUPE 81x81 cm

EMOTION collection

GRES PORCELLANATO IMPASTO COLORATO
 COLORED BODY PORCELAIN STONEWARE
 GRÈS CÉRAME MASSE COLORÉ
 FEINSTEINZEUG MIT EINGEFAERBTEN SCHERBEN

GRES PORCELLANATO *
 PORCELAIN STONEWARE
 GRÈS CÉRAMÉ
 FEINSTEINZEUG



colori • colors • couleurs • farben

V2



BLANC

GRIS

ANTHRACITE

TAUPE

formati • sizes • formats • formate

R9

R11



Per una posa ottimale si raccomanda l'utilizzo di distanziatori autolivellanti.
 For an optimum installation we recommend the use of self-leveling spacers.



EMOTION BLANC 60x60 cm



EMOTION ANTHRACITE 60x120 cm | WALLPAPERS PALMA 60x120 cm




EMOTION GRIS 60x60 cm



EMOTION TAUPE 60x60 cm

Emotion BLANC



EMT091 189 ■
Emotion Blanc
60x120 cm Rett.
24"x48" Rect.
R9

EMT051 189 ■
Emotion Blanc
81x81 cm Rett.
32"x32" Rect.
R9


EMT071 139 ■
Emotion Blanc
60x60 cm Rett.
24"x24" Rect.
R9



EMT037 87 ■
Emotion Blanc
30x60 cm Rett.
12"x24" Rect.
R9

EMT081 184 ■
Emotion Blanc
60x60 cm Rett.
24"x24" Rect.
OUT **R11**

Emotion GRIS



EMT092 189 ■
Emotion Gris
60x120 cm Rett.
24"x48" Rect.
R9

EMT052 189 ■
Emotion Gris
81x81 cm Rett.
32"x32" Rect.
R9

EMT072 139 ■
Emotion Gris
60x60 cm Rett.
24"x24" Rect.
R9

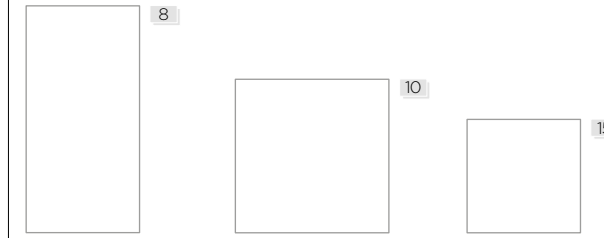


EMT038 87 ■
Emotion Gris
30x60 cm Rett.
12"x24" Rect.
R9

EMT112 169 ■
Emotion Gris
60x120 cm Rett.
24"x48" Rect.
OUT **R11**

EMT082 184 ■
Emotion Gris
60x60 cm Rett.
24"x24" Rect.
OUT **R11**

Emotion ANTHRACITE



EMT094 189 ■
Emotion Anthracite
60x120 cm Rett.
24"x48" Rect.
R9

EMT054 189 ■
Emotion Anthracite
81x81 cm Rett.
32"x32" Rect.
R9

EMT074 139 ■
Emotion Anthracite
60x60 cm Rett.
24"x24" Rect.
R9




EMT036 87 ■
Emotion Anthracite
30x60 cm Rett.
12"x24" Rect.
R9

EMT114 169 ■
Emotion Anthracite
60x120 cm Rett.
24"x48" Rect.
OUT **R11**

EMT084 184 ■
Emotion Anthracite
60x60 cm Rett.
24"x24" Rect.
OUT **R11**

Emotion TAUPE



EMT093 189 ■
Emotion Taupe
60x120 cm Rett.
24"x48" Rect.
R9

EMT053 189 ■
Emotion Taupe
81x81 cm Rett.
32"x32" Rect.
R9

EMT073 139 ■
Emotion Taupe
60x60 cm Rett.
24"x24" Rect.
R9



EMT039 87 ■
Emotion Taupe
30x60 cm Rett.
12"x24" Rect.
R9




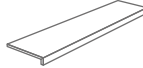














EMT083 184 ■
Emotion Taupe
60x60 cm Rett.
24"x24" Rect.
OUT **R11**





EMOTION GRIS OUT R11 60x60 cm

pezzi speciali • trims • pièces spéciales • formteile

			BLANC	GRIS	TAUPE	ANTHRACITE
	Battiscopa 7x60 cm	20  39 	EMT101	EMT102	EMT103	EMT104
	★ Gradino Frontale Elle Costa Retta 30x120x5 cm R9	1  38 	005391	005392	005393	005394
	30x60x5 cm R9	233 	004608	004609	004610	004611
	30x60x5 cm OUT R11	233 	004899	004919	004920	004921
	★ Gradino Angolare Elle Costa Retta DX 30x120x5 cm R9	1  222 	005395	005396	005397	005398
	30x60x5 cm R9	174 	004796	004797	004798	004799
	30x60x5 cm OUT R11	174 	004922	004923	004924	004925
	★ Gradino Angolare Elle Costa Retta SX 30x120x5 cm R9	1  222 	005399	005400	005401	005402
	30x60x5 cm R9	174 	004800	004801	004802	004803
	30x60x5 cm OUT R11	174 	004926	004927	004928	004929

★ Disponibili solo su ordinazione . Available on demand

pesi e misure • weight and sizes • poids et mesures • gewichte und verpackungen

dimensioni sizes dimensions abmessungen	spessore thickness épaisseur stärke	pz/collo pcs/box pc/boite stk/ktn	mq/collo sqm/box m/boite qm/ktn	kg/collo kg/box kg/boite kg/ktn	colli/pallet box/euopal boites/euopal ktn/euopal	mq/pallet sqm/pallet m/pallet qm/pallet	kg/euopal kg/euopal kg/euopal kg/euopal
Fondo 81x81 Rettificato	9,5 mm	3	1,97	39,30	32	63,04	1280
Fondo 60x120 Rettificato	9,5 mm	2	1,44	30,50	35	50,40	1090
Fondo 60x60 Rettificato / Out	8 mm	5	1,80	31,25	32	57,60	1020
Fondo 30x60 Rettificato	8 mm	10	1,80	30,00	32	57,60	980

Evoq racchiude gli effetti grafici tipici del cemento lavorato a mano in contrasto con sfumature armoniose e delicate. Un design altamente contemporaneo, facilmente adattabile a soluzioni moderne e di grande personalità. Lo stile Evoq è adatto a tutti i tipi di spazi, pubblici e privati, residenziali e commerciali, offrendo un contenuto classico arricchito nel suo sviluppo grafico. Evoq shows the typical graphic effects of handmade concrete in contrast with harmonious and delicate nuances. A highly contemporary design, easily adaptable to modern solutions and with a great personality. The Evoq style is suitable for all spaces, public and private, residential and commercial ones, offering a classic content enriched in its graphic development.



EVOQ AVORIO 60x120 cm

EVOQ collection

GRES PORCELLANATO IMPASTO COLORATO

COLORED BODY PORCELAIN STONEWARE

GRÈS CÉRAME MASSE COLORÉ

FEINSTEINZEUG MIT EINGEFAERBTEN SCHERBEN



colori • colors • couleurs • farben

V2



BIANCO

AVORIO

POLVERE

NERO

formati • sizes • formats • formate

R9

			
60x120 24"x48"	81x81 32"x32"	60x60 24"x24"	30x60 12"x24"
Rettificato Rectified	Rettificato Rectified	Rettificato Rectified	Rettificato Rectified
R9 ≈ 9,5 mm	R9 ≈ 9,5 mm	R9 ≈ 8 mm	R9 ≈ 8 mm

OUTDOOR ≈ 20 mm

Dettagli della gamma spessorati per esterno a pagina 244 . Details of the exterior flooring range on page 244
Détails de la gamme de revêtements de sol extérieurs page 244 . Détails zum Außenboden-Sortiment auf Seite 244

DCOF
≈ 0.42

R11



60x60 24"x24"
Rettificato
Rectified
R11
≈ 20 mm

Per una posa ottimale si raccomanda l'utilizzo di distanziatori autolivellanti.
For an optimum installation we recommend the use of self-leveling spacers.



EVOQ BIANCO 60x60 cm | MOSAICO 5x5 NERO



EVOQ POLVERE 60x60 - 30x60 cm




EVOQ AVORIO 60x60 cm



EVOQ NERO 81x81 cm

Evoq BIANCO



005372 189 ■
Evoq Bianco
60x120 cm Rett.
24"x48" Rect.
R9

004895 189 ■
Evoq Bianco
81x81 cm Rett.
32"x32" Rect.
R9


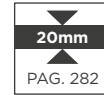
005285 139 ■
Evoq Bianco
60x60 cm Rett.
24"x24" Rect.
R9



005289 87 ■
Evoq Bianco
30x60 cm Rett.
12"x24" Rect.
R9

004564 120 ■
Mosaico 5x5
Evoq Bianco
30x30 cm Rett.
12"x12" Rect.
12 **R9**

Evoq AVORIO



005371 189 ■
Evoq Avorio
60x120 cm Rett.
24"x48" Rect.
R9

004894 189 ■
Evoq Avorio
81x81 cm Rett.
32"x32" Rect.
R9


005284 139 ■
Evoq Avorio
60x60 cm Rett.
24"x24" Rect.
R9



005288 87 ■
Evoq Avorio
30x60 cm Rett.
12"x24" Rect.
R9

004565 120 ■
Mosaico 5x5
Evoq Avorio
30x30 cm Rett.
12"x12" Rect.
12 **R9**

Evoq POLVERE



005374 189 ■
Evoq Polvere
60x120 cm Rett.
24"x48" Rect.
R9

004897 189 ■
Evoq Polvere
81x81 cm Rett.
32"x32" Rect.
R9


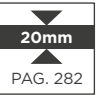
005287 139 ■
Evoq Polvere
60x60 cm Rett.
24"x24" Rect.
R9



005291 87 ■
Evoq Polvere
30x60 cm Rett.
12"x24" Rect.
R9

004566 120 ■
Mosaico 5x5
Evoq Polvere
30x30 cm Rett.
12"x12" Rect.
12 **R9**


Evoq NERO



005373 189 ■
Evoq Nero
60x120 cm Rett.
24"x48" Rect.
R9



004896 189 ■
Evoq Nero
81x81 cm Rett.
32"x32" Rect.
R9

005286 139 ■
Evoq Nero
60x60 cm Rett.
24"x24" Rect.
R9



005290 87 ■
Evoq Nero
30x60 cm Rett.
12"x24" Rect.
R9


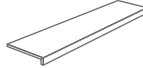

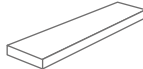
004567 120 ■
Mosaico 5x5
Evoq Nero
30x30 cm Rett.
12"x12" Rect.
12 **R9**





EVOQ NERO 81x81 cm

pezzi speciali • trims • pièces spéciales • formteile

		BIANCO	AVORIO	POLVERE	NERO	
	Battiscopa 7x60 cm	20 39	004560	004561	004562	004563
	★ Gradino Frontale Elle Costa Retta 30x120x5 cm	1 38	005380	005379	005382	005381
	30x60x5 cm	233	004604	004605	004606	004607
	★ Gradino Angolare Elle Costa Retta DX 30x120x5 cm	1 222	005384	005383	005386	005385
	30x60x5 cm	174	004773	004774	004775	004776
	★ Gradino Angolare Elle Costa Retta SX 30x120x5 cm	1 222	005388	005387	005390	005389
	30x60x5 cm	174	004777	004778	004779	004780

★ Disponibili solo su ordinazione . Available on demand

pesi e misure • weight and sizes • poids et mesures • gewichte und verpackungen

dimensioni sizes dimensions abmessungen	spessore thickness épaisseur stärke	pz/collo pcs/box pc/boite stk/ktn	mq/collo sqm/box m/boite qm/ktn	kg/collo kg/box kg/boite kg/ktn	colli/pallet box/europal boites/europal ktn/europal	mq/pallet sqm/pallet m/pallet qm/pallet	kg/europal kg/europal kg/europal kg/europal
Fondo 81x81 Rettificato	9,5 mm	3	1,97	39,30	32	63,04	1280
Fondo 60x120 Rettificato	9,5 mm	2	1,44	30,50	35	50,40	1090
Fondo 60x60 Rettificato	8 mm	5	1,80	30,00	32	57,60	980
Fondo 30x60 Rettificato	8 mm	10	1,80	30,00	32	57,60	980


Toni decisi e raffinati in grado di arricchire tutti gli spazi, un effetto cemento innovativo caratterizzato dalla nuova texture In/Out che ne esalta la versatilità, offrendo una soluzione unica per ambienti interni ed esterni! Distinct et refined shades able to enrich all spaces, an innovative concrete look made with the new In/Out texture that enhances its versatility, offering a unique solution for indoor and outdoor spaces!



CEMENTONE GARE GREY 31x62 cm

CEMENTONE OUT collection

GRES PORCELLANATO
PORCELAIN STONEWARE
GRÈS CÉRAMÉ
FEINSTEINZEUG



colori • colors • couleurs • farben

V3



SAND

GREY

formati • sizes • formats • formate

DCOF
≥0.42

R11




31x62 12"x24"

Naturale
Natural

R11
≈ 9 mm

Per una posa ottimale si raccomanda l'utilizzo di distanziatori autolivellanti.
For an optimum installation we recommend the use of self-leveling spacers.


cementone **gare sand**



303922 185 ■
Cementone Gare Sand
31x62 cm
12"x24"
OUT **R11**





cementone **gare grey**



303923 185 ■
Cementone Gare Grey
31x62 cm
12"x24"
OUT **R11**



pezzi speciali • trims • pièces spéciales • formteile

		SAND	GREY
	Battiscopa 7x62 cm	20 39	801540
	★ Terminale a Elle Monolitico OUT R11 15x30x4 cm	8 221	801873
			801543
			801874

★ É OBLIGATORIO posare il Terminale a Elle Monolitico SFALSATO essendo di dimensione diversa rispetto alle piastrelle
It is MANDATORY to lay Terminale a Elle Monolitico STAGGERED (not following same joint) due to the difference in dimension between tiles and special pieces



CEMENTONE GARE SAND 31x62 cm | **PIETRONE** 31x62 cm

pesi e misure • weight and sizes • poids et mesures • gewichte und verpackungen

dimensioni sizes dimensions abmessungen	spessore thickness épaisseur stärke	pz/collo pcs/box pc/boite stk/ktn	mq/collo sqm/box m/boite qm/ktn	kg/collo kg/box kg/boite kg/ktn	colli/pallet box/europal boites/europal ktn/europal	mq/pallet sqm/pallet m/pallet qm/pallet	kg/europal kg/europal kg/europal kg/europal
Fondo 31x62 OUT	9 mm	7	1,35	22,60	60	81,00	1380

Rendi elegante e raffinato il tuo ambiente con la nostra più moderna collezione effetto legno ed il suo elegante decoro! Stile e fascino, un'opera d'arte che fa la differenza! Le superfici in gres porcellanato di alta qualità ed il design lineare, a volte minimal, aggiungono un tocco di raffinatezza ed una sensazione di relax. Consistenza ed attenzione ai dettagli, infine, infondono un'esperienza sensoriale ai quanti lo hanno scelto, ancor più evidente con l'impegno dell'elemento Veneziana per la realizzazione di pareti tridimensionali. Be classy and upscale your environment with our most modern wood look collection and its elegant décor! Style, natural artwork that makes the difference and moody ambiance! The high quality porcelain surfaces and the clean design can add a touch of sophistication that feels relaxed. Consistency and attention to details convey to this wood look tile an overall experience for all customers, also boosted by the veneziana element for 3d walls!



DOWNTOWN WOOD NATURAL 20x122 cm | **DECORS** DOWNTOWN WOOD 60x120 cm

DOWNTOWN WOOD collection

GRES PORCELLANATO IMPASTO COLORATO

COLORED BODY PORCELAIN STONEWARE
GRÈS CÉRAME MASSE COLORÉ
FEINSTEINZEUG MIT EINGEFAERBTEN SCHERBEN



colori • colors • couleurs • farben

V2



COLD

NATURAL

WARM

formati • sizes • formats • formate

DCOF
≥0.42

R10



30x122 12"x48"
Rettificato
Rectified
R10
≈ 9,5 mm



20x122 8"x48"
Rettificato
Rectified
R10
≈ 9,5 mm

OUTDOOR ≈ 20 mm ≈ 30 mm

Dettagli della gamma spessorati per esterno a pagina 244 . Details of the exterior flooring range on page 244
Détails de la gamme de revêtements de sol extérieurs page 244 . Details zum Außenboden-Sortiment auf Seite 244

DCOF
≥0.42

R11

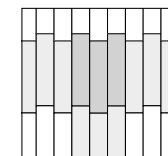


30x122 12"x48"
Rettificato
Rectified
R11
≈ 20 mm

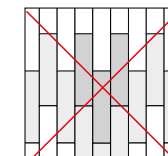


40x80 16"x32"
Rettificato
Rectified
R11
≈ 30 mm

schemi di posa • laying patterns • schémas de pose • verlegungsschemen



Si consiglia di posare il materiale sfalsato di 1/10.
We recommend laying the material in a 1/10 staggered arrangement.



Non è consigliabile posare il materiale sfalsato di 1/2.
We do not recommend laying the material in a 1/2 staggered pattern.

Per una posa ottimale si raccomanda l'utilizzo di distanziatori autolivellanti.
For an optimum installation we recommend the use of self-leveling spacers.



DOWNTOWN WOOD NATURAL 20x122 cm | COLD VENEZIANA 5x122



DOWNTOWN WOOD WARM 20x122-30x122 cm cm | **DECORS** ROYALE 60x120

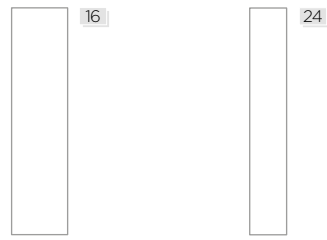


DOWNTOWN WOOD COLD 20x122 cm | COLD VENEZIANA 5x122



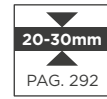
DOWNTOWN WOOD WARM 20x122 cm | WARM VENEZIANA 5x122 | **ULTRA DOWNTOWN** WARM 30x122 cm ± 20 mm

downtown wood **warm**




005484 141 ■
Downtown Wood Warm
30x122 cm Rett.
12"x48" Rect.
R10

005462 141 ■
Downtown Wood Warm
20x122 cm Rett.
8"x48" Rect.
R10



downtown wood **cold**



005482 141 ■
Downtown Wood Cold
30x122 cm Rett.
12"x48" Rect.
R10

005463 141 ■
Downtown Wood Cold
20x122 cm Rett.
8"x48" Rect.
R10

downtown wood **natural**



005483 141 ■
Downtown Wood Natural
30x122 cm Rett.
12"x48" Rect.
R10

005461 141 ■
Downtown Wood Natural
20x122 cm Rett.
8"x48" Rect.
R10

decors **downtown wood**



005607 199 ■
Decors Downtown wood
60x120 cm Rett.
24"x48" Rect.
R10



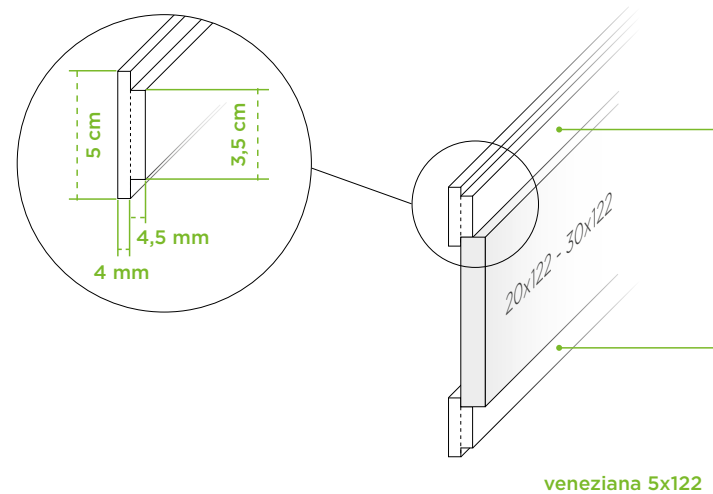
La Veneziana è il nostro concept premium per creare dimensione e struttura su di una superficie piana, rendendola visivamente dinamica attraverso un effetto 3D in gres porcellanato. Una soluzione tecnica ottenuta dalla ricerca ed applicazione delle ultime tecnologie di settore e dalla massima attenzione ai dettagli. Sfruttare un'illuminazione strategica contribuirà inoltre a potenziare l'effetto 3D e ad enfatizzare l'esperienza complessiva in qualsiasi ambiente.

Veneziana is our premium concept to convey dimension and texture to a flat surface, providing a visually interesting and dynamic look through a 3D porcelain effect. A product that combines research with the cutting edge technologies; the attention to details and lighting strategically will help enhance the 3D effect to emphasize the overall experience in any environment.

La Veneziana est notre concept premium pour créer de la dimension et de la structure sur une surface plane, en la rendant visuellement dynamique grâce à un effet 3D en grès cérame. Une solution technique obtenue à partir de la recherche et de l'application des dernières technologies du secteur et d'une attention maximale aux détails. L'utilisation d'un éclairage stratégique contribuera également à améliorer l'effet 3D et à mettre en valeur l'expérience globale dans n'importe quel environnement.

Veneziana ist unser "Concept Premium" um Dimension und Struktur auf eine ebene Oberfläche zu erstellen. Dank einer 3D Effekt in glasiertem Feinsteinzeug schaffen wir diese Oberfläche optisch dynamisch zu machen. Es handelt sich um eine technische Lösung die aus der Untersuchung und Anwendung der letzten Fachtechnologie dieser Abteilung und aus der maximalen Aufmerksamkeit zum Detail herkommt. Eine strategische Beleuchtung zu nutzen wird außerdem dazu beitragen den 3D Effekt zu verstärken und die gesamte Erfahrung in jedem Umwelt zu betonen.

<p>005581 226 ■ Downtown Wood Cold Veneziana 5x122 cm 2"x48" ≅ 9,5mm</p>	<p>005582 226 ■ Downtown Wood Natural Veneziana 5x122 cm 2"x48" ≅ 9,5mm</p>	<p>005583 226 ■ Downtown Wood Warm Veneziana 5x122 cm 2"x48" ≅ 9,5mm</p>
---	--	---



Composizione Veneziana
per posare una superficie di circa 1 mq abbinata con il formato 20x122cm servono **3,5 listelli Veneziana mentre 2,5 pezzi con posa abbinata al formato 30x122cm.**





Veneziana elements
to cover about 1sqm surface with 20x122cm size you will need 3,5 pieces of the listello veneziana, 2,5 pieces if installed combined with 30x122cm.

Compositioin Veneziana
Pour poser une surface d'environ 1 m2 combiné au format 20x122 cm, il faut 3,5 pièces de Veneziana, et 2,5 pièces avec la pose combinés au format 30x122 cm

Komposition Veneziana
Um eine Oberfläche von ca.1QM, in Verbindung mit dem Format 20x122 zu verlegen, werden 3,5 Listellos Veneziana gebraucht. Fuer die Verlegung mit dem Format 30x122 werden 2,5 Stueck gebraucht.



DOWNTOWN WOOD AMBER 20x122 cm | **VENEZIANA** AMBER 5x122 cm | **ULTRA SHELLSTONE** BEIGE 60x60 ≅ 20 R11

		COLD	NATURAL	WARM
 Battiscopa 6x61 cm	20 217	005479	005481	005480
 ★ Gradino Frontale Elle Costa Retta 30x122x5 cm	1 214	005523	005524	005525
 ★ Gradino Angolare Elle Costa Retta DX 30x122x5 cm	1 218	005517	005518	005519
 ★ Gradino Angolare Elle Costa Retta SX 30x122x5 cm	1 218	005520	005521	005522

★ **Disponibili solo su ordinazione** . Available on demand

pesi e misure • weight and sizes • poids et mesures • gewichte und verpackungen

dimensioni sizes dimensions abmessungen	spessore thickness épaisseur stärke	pz/collo pcs/box pc/boite stk/ktn	mq/collo sqm/box m/boite qm/ktn	kg/collo kg/box kg/boite kg/ktn	colli/pallet box/eurolpal boites/eurolpal ktn/eurolpal	mq/pallet sqm/pallet m/pallet qm/pallet	kg/eurolpal kg/eurolpal kg/eurolpal kg/eurolpal
Fondo 30x122 Rettificato	9,5 mm	4	1,46	29,50	36	52,70	1080
Fondo 20x122 Rettificato	9,5 mm	5	1,22	23,50	45	54,90	1100
Veneziana 5x122	9,5 mm	24	1,464	23,30	30	43,92	715
Decoro 60x120 Rettificato	9,5 mm	2	1,44	30,50	35	50,40	1090

Natura e tecnologia si fondono insieme per realizzare una nuova e bellissima idea in gres porcellanato. Una collezione che ricrea con un tocco di modernità la grafica e le venature del legno d'acero, caratterizzando con gusto e personalità le pavimentazioni ed i rivestimenti di spazi abitativi e commerciali. Un design moderno che trasmette calore e voglia di essere vissuto! Nature and technology combined to achieve a new and beautiful porcelain stoneware idea. This collection mimics grain and texture of maple wood, adding a touch of modernity. Floors and walls with personality and taste, both for commercial and residential settings. Modern design generating an inviting and warm environment.




FRAME SUPERIOR 20x122 cm

FRAME collection

GRES PORCELLANATO IMPASTO COLORATO
 COLORED BODY PORCELAIN STONEWARE
 GRÈS CÉRAMÉ MASSE COLORÉ
 FEINSTEINZEUG MIT EINGEFAERBTEN SCHERBEN



colori • colors • couleurs • farben



QUIET MID SUPERIOR

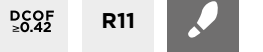
formati • sizes • formats • formate

R10

60x120 24"x48" Rettificato Rectified R10 ± 9,5 mm	30x122 12"x48" Rettificato Rectified R10 ± 9,5 mm	20x122 8"x48" Rettificato Rectified R10 ± 9,5 mm

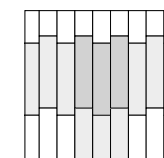
OUTDOOR ± 20 mm

Dettagli della gamma spessorati per esterno a pagina 244 . Details of the exterior flooring range on page 244
 Détails de la gamme de revêtements de sol extérieurs page 244 . Details zum Außenboden-Sortiment auf Seite 244

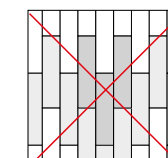


60x120 24"x48"
Rettificato
Rectified
R11
± 20 mm

schemi di posa • laying patterns • schémas de pose • verlegungsschemen



Si consiglia di posare il materiale sfalsato di 1/10.
 We recommend laying the material in a 1/10 staggered arrangement.



Non è consigliabile posare il materiale sfalsato di 1/2.
 We do not recommend laying the material in a 1/2 staggered pattern.

Per una posa ottimale si raccomanda l'utilizzo di distanziatori autolivellanti.
 For an optimum installation we recommend the use of self-leveling spacers.



FRAME QUIET 30x122 cm

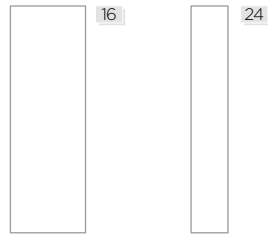


FRAME MID 20x122 cm



FRAME SUPERIOR 20x122 cm

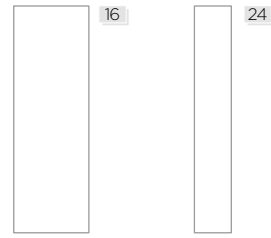
Frame QUIET



004475 141 ■
Frame Quiet
30x122 cm Rett.
12"x48" Rect.
R10

004469 141 ■
Frame Quiet
20x122 cm Rett.
8"x48" Rect.
R10

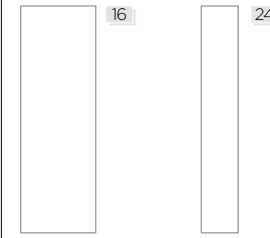
Frame SUPERIOR



004477 141 ■
Frame Superior
30x122 cm Rett.
12"x48" Rect.
R10

004471 141 ■
Frame Superior
20x122 cm Rett.
8"x48" Rect.
R10

Frame MID



004476 141 ■
Frame Mid
30x122 cm Rett.
12"x48" Rect.
R10

004470 141 ■
Frame Mid
20x122 cm Rett.
8"x48" Rect.
R10

RIGAT-ONE FRAME MID



005514 195 ■
Rigat-One Frame Mid
60x120 cm Rett.
24"x48" Rect.
R10

20mm
PAG. 292



MARBLE&STONE LOOK

CONCRETE&RESIN LOOK

WOOD LOOK

WALL DESIGN

OUTDOOR SPACES


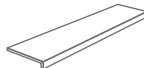


INFO

FRAME



FRAME RIGAT-ONE FRAME MID 60x120 cm | **DECORS** GREEN SHADOW 60x120 cm

pezzi speciali • trims • pièces spéciales • formteile

		QUIET	MID	SUPERIOR	
	Battiscopa 6x61 cm	20 217	005049	005048	005050
	★ Gradino Frontale Elle Costa Retta 30x122x5 cm	1 214	004484	004485	004486
	★ Gradino Angolare Elle Costa Retta DX 30x122x5 cm	1 218	004481	004482	004483
	★ Gradino Angolare Elle Costa Retta SX 30x122x5 cm	1 218	004478	004479	004480

★ **Disponibili solo su ordinazione** . Available on demand

pesi e misure • weight and sizes • poids et mesures • gewichte und verpackungen

dimensioni sizes dimensions abmessungen	spessore thickness épaisseur stärke	pz/collo pcs/box pc/boite stk/ktn	mq/collo sqm/box m/boite qm/ktn	kg/collo kg/box kg/boite kg/ktn	colli/pallet box/europal boites/europal ktn/europal	mq/pallet sqm/pallet m/pallet qm/pallet	kg/europal kg/europal kg/europal kg/europal
Fondo 30x122 Rettificato	9,5 mm	4	1,46	30,3	36	52,7	1115
Fondo 20x122 Rettificato	9,5 mm	5	1,22	23,5	45	54,9	1095
Rigat-One 60x120 Rettificato	9,5 mm	2	1,44	30,5	35	50,4	1090

L'effetto legno in gres porcellanato che trasmette sensazioni accoglienti per coloro che prediligono un pavimento dalle cromie equilibrate. La superficie accattivante si adatta perfettamente alle scenografie personali ed in connessione con le nuove tendenze. The porcelain wood look effect that conveys a warm welcoming feeling. A perfect solution for those who prefer well balanced chromatic results. The endearing surface fits perfectly your personal scenery while connecting to the new trends.



SIERRA GRIGIO 20x122 cm

SIERRA collection

GRES PORCELLANATO
 PORCELAIN STONEWARE
 GRÈS CÉRAMÉ
 FEINSTEINZEUG



colori • colors • couleurs • farben

V2



GRIGIO


ROVERE

BEIGE

NOCE

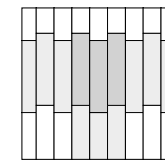
formati • sizes • formats • formate

R9

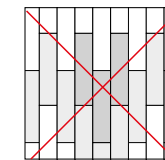

20x122 8"x48"
Rettificato
 Rectified
R9
 ± 9,5 mm


15x60 6"x24"
Rettificato
 Rectified
R9
 ± 8,5 mm

schemi di posa • laying patterns • schémas de pose • verlegungsschemen



Si consiglia di posare il materiale sfalsato di 1/10.
 We recommend laying the material in a 1/10 staggered arrangement.



Non è consigliabile posare il materiale sfalsato di 1/2.
 We do not recommend laying the material in a 1/2 staggered pattern.

Per una posa ottimale si raccomanda l'utilizzo di distanziatori autolivellanti.
 For an optimum installation we recommend the use of self-leveling spacers.



SIERRA GRIGIO 20x122 cm

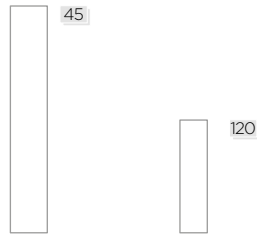


SIERRA ROVERE 20x122 cm



SIERRA NOCE 20x122 cm

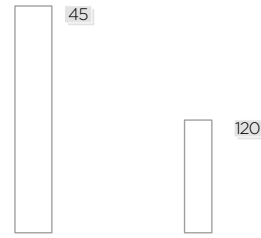
Sierra GRIGIO



003780 141 ■
Sierra Grigio
20x122 cm Rett.
8"x48" Rect.
R9

004204 185 ■
Sierra Grigio
15x60 cm Rett.
6"x24" Rect.
R9

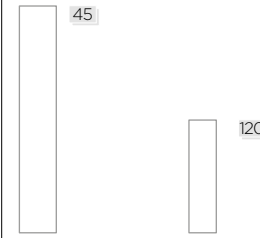
Sierra ROVERE



003856 141 ■
Sierra Rovere
20x122 cm Rett.
8"x48" Rect.
R9

004202 185 ■
Sierra Rovere
15x60 cm Rett.
6"x24" Rect.
R9

Sierra BEIGE



003778 141 ■
Sierra Beige
20x122 cm Rett.
8"x48" Rect.
R9


004203 185 ■
Sierra Beige
15x60 cm Rett.
6"x24" Rect.
R9

Sierra NOCE



003779 141 ■
Sierra Noce
20x122 cm Rett.
8"x48" Rect.
R9





SIERRA BEIGE 15x60 cm

pezzi speciali • trims • pièces spéciales • formteile

		GRIGIO	ROVERE	BEIGE	NOCE
	Battiscopa				
7x60 cm	20  39 	004598	004599	004596	004597

pesi e misure • weight and sizes • poids et mesures • gewichte und verpackungen

dimensioni sizes dimensions abmessungen	spessore thickness épaisseur stärke	pz/collo pcs/box pc/boite stk/ktn	mq/collo sqm/box m/boite qm/ktn	kg/collo kg/box kg/boite kg/ktn	colli/pallet box/euopal boites/euopal ktn/euopal	mq/pallet sqm/pallet m/pallet qm/pallet	kg/euopal kg/euopal kg/euopal kg/euopal
Fondo 20x122 Rettificato	9,5 mm	5	1,22	23,90	45	54,90	1100
Fondo 15x60 Rettificato	8,5 mm	15	1,35	23,00	40	54,00	960

Decors incarna la costante ricerca di soluzioni originali ed in linea con le principali tendenze di mercato, frutto dell'instancabile passione che da sempre contraddistingue la nostra azienda! La collezione in gres nasce infatti dalla meravigliosa combinazione tra creatività, design ed innovazione tecnologica, in cui le trame sono realizzati con smalti e pigmenti di ultimissima generazione e nel pieno rispetto dell'ambiente, offrendo soluzioni moderne anche per i più esigenti. The Decors collection represents the continuous research for original solutions in line with top market trends, as result of the passion that has always distinguished our people for porcelain surfaces! Decors arise from the wonderful combination of creativity, design and technological innovation, in which colors are made with the latest glazes and pigments in full respect of the environment, offering modern solutions for the most demanding.



DECORS GREEN SHADOW 60x120 cm

DECORS collection

GRES PORCELLANATO
 PORCELAIN STONEWARE
 GRÈS CÉRAMÉ
 FEINSTEINZEUG



colori • colors • couleurs • farben

V4



PALMA •



FIORE **



BLUE PALM •



TWILIGHT •



GREEN SHADOW •



ROYALE •



FLOWER BEIGE **



FLOWER GREY **



DOWNTOWN WOOD •



JUMBO MIX •



SILVER TREE •

* **La ripresa grafica tra le diverse lastre di decori può avere una tolleranza contenuta in 3mm.** The tile graphic between the different slabs of decors could have a tolerance included in 3 mm. La suite graphique des différents décors peut avoir une tolérance limitée de 3cm. Die graphische Wiederholung zwischen den verschiedenen Dekorationsanwendungen kann eine Toleranz innerhalb von 3 mm aufweisen.

** **I decori non seguono uno schema di posa e non c'è continuità di disegno fra i decori.** The decors do not follow a laying scheme and there is no design continuity between the decorations. Les décors ils ne suivent pas un schéma de pose et il n'y a pas de continuité de dessin entre les décors. Es gibt kein Verlegemuster und keine Kontinuität der Dekorationen.

formati • sizes • formats • formate

R9



60x120 24"x48"
 Rettificato
 Rectified
 ≈ 9,5 mm

Le immagini degli ambienti sono puramente indicative. The images of the rooms are purely indicative. Les images des pièces sont fournies uniquement à titre indicatif. Bilder von Einstellungen sind nur zur Orientierung.



DECORS PALMA 60x120 cm | **SIERRA** GRIGIO 20x122 cm



DECORS BLUE PALM 60x120 cm | **PORTLAND** WHITE, BABY BLUE 60x120 cm



DECORS FIORE 60x120 cm | **CULT** ANTHRACITE 60x120 cm



DECORS TWILIGHT 60x120 cm | **PORTLAND** GREY 60x120 cm

MARBLE&STONE LOOK

CONCRETE&RESIN LOOK

WOOD LOOK

WALL DESIGN

OUTDOOR SPACES

INFO



DECORS GREEN SHADOW 60x120 cm | **CULT** WHITE 60x120 cm



DECORS FLOWER BEIGE 60x120 cm | **CONTEMPORARY** LIGHT GREY 60x60 cm | LIGHT GREY MOSAICO 30x30 cm



DECORS ROYALE 60x120 cm | **FRAME** SUPERIOR 20x122 cm



DECORS FLOWER GREY 60x120 cm | **CULT** GREY 60x120 cm | **ULTRA CULT** GREY 60x60 ≅ 20 R11

MARBLE&STONE LOOK

CONCRETE&RESIN LOOK

WOOD LOOK

WALL DESIGN

OUTDOOR SPACES

INFO

DECORS

decors palma



303921A 199 ■
Decors Palma
60x120 cm Rett.
24"x48" Rect.
R9

decors green shadow



005198 199 ■
Decors Green Shadow
60x120 cm Rett.
24"x48" Rect.
R9

decors fiore



303920A 199 ■
Decors Fiore
60x120 cm Rett.
24"x48" Rect.
R9

decors blue palm



005319 199 ■
Decors Blue Palm
60x120 cm Rett.
24"x48" Rect.
R9



decors **jumbo mix**



2 MIX

005443 199 ■
Decors Jumbo Mix
60x120 cm Rett.
24"x48" Rect.
R9

decors **royale**



2 MIX

005197 199 ■
Decors Royale
60x120 cm Rett.
24"x48" Rect.
R9

decors **flower beige**



3 MIX

004184A 199 ■
Decors Flower Beige
60x120 cm Rett.
24"x48" Rect.
R9

decors **flower grey**



4 MIX

005320A 199 ■
Decors Flower Grey
60x120 cm Rett.
24"x48" Rect.
R9



MARBLE&STONE LOOK

CONCRETE&RESIN LOOK

WOOD LOOK

WALL DESIGN

OUTDOOR SPACES

INFO

decors **silver tree**



4 MIX

005620 199 ■
Decors Silver Tree
60x120 cm Rett.
24"x48" Rect.
R9

decors **twilight**



4 MIX

005320 199 ■
Decors Twilight
60x120 cm Rett.
24"x48" Rect.
R9

decors **downtown wood**



2 MIX

005607 199 ■
Decors Downtown wood
60x120 cm Rett.
24"x48" Rect.
R10





DECORS JUMBO MIX 60x120 cm | **ABITA FERRO, ARGENTO** 60x120 cm



ABITA SILVER TREE 60x120 cm | **DOWNTOWN WOOD WARM** 30x122 cm



DECORS DOWNTOWN WOOD 60x120 cm | **DOWNTOWN WOOD NATURAL** 20x122 cm

pesi e misure • weight and sizes • poids et mesures • gewichte und verpackungen

dimensioni sizes dimensions abmessungen	spessore thickness épaisseur stärke	pz/collo pcs/box pc/boite stk/ktn	mq/collo sqm/box m/boite qm/ktn	kg/collo kg/box kg/boite kg/ktn	colli/pallet box/europal boites/europal ktn/europal	mq/pallet sqm/pallet m/pallet qm/pallet	kg/europal kg/europal kg/europal kg/europal
Fondo 60x120 Rettificato	9,5 mm	2	1,44	30,50	35	50,40	1090

Un programma di rivestimenti in 30x90cm che rappresenta un'ottima soluzione stilistica. Questa collezione è in grado, infatti, di offrire soluzioni moderne e contemporanee grazie ai diversi colori, patterns e finiture disponibili che permettono di creare atmosfere raffinate e grintose, aggiungendo un tocco di eleganza ai vostri ambienti. A 30x90 wall tile collection offering a timeless yet contemporary look! An excellent choice for modern interiors, offering multiple colors and designs and creating a modern atmosphere while adding a touch of sophistication with sleek finishes such as matte or glossy.



CROMATICA WHITE MATT, DEEP BLUE 30x90 cm | **FRAME SUPERIOR** 30x122 cm

CROMATICA collection

RIVESTIMENTO IN PASTA BIANCA ATOMIZZATA
 ATOMIZED WHITE BODY WALL TILE
 REVÊTEMENTS EN PÂTE BLANCHE ATOMISÉE
 ATOMISIERTE WEISSSCHERBIGE WANDFLIESEN



colori • colors • couleurs • farben



formati • sizes • formats • formate



30x90 12"x36"
Rettificato
 Rectified
 ≈ 9,5 mm

MARBLE&STONE LOOK

CONCRETE&RESIN LOOK

WOOD LOOK

WALL DESIGN

OUTDOOR SPACES

INFO



CROMATICA KINGSTON, DIVEDRO CR. CHEVRON 30x90 cm | **CULT** BEIGE 60x60 cm



CROMATICA OLIVE GREEN, DIVEDRO CREAM, DIVEDRO CR. CHEVRON 30x90 cm | **ASPEN** BIANCO 60x60 cm



CROMATICA MADERA WHITE 30x90 cm | **PORTLAND** GREY 60x60 cm



CROMATICA WHITE BEAUTY 30x90 cm | **SIERRA** NOCE 20x122 cm

MARBLE&STONE LOOK

CONCRETE&RESIN LOOK


WOOD LOOK

WALL DESIGN


OUTDOOR SPACES

INFO

CROMATICA



005408 141 ■
Cromatica White Glossy
30x90 cm Rett.
12"x36" Rect.



005409 141 ■
Cromatica White Matt
30x90 cm Rett.
12"x36" Rect.



005410 141 ■
Cromatica Deep Blue
30x90 cm Rett.
12"x36" Rect.



005411 141 ■
Cromatica Shabby Chic
30x90 cm Rett.
12"x36" Rect.



005412 81 ■
Cromatica Shabby Chic Carpet
30x90 cm Rett.
12"x36" Rect.



005438 141 ■
Cromatica White Beauty
30x90 cm Rett.
12"x36" Rect.



005419 189 ■
Cromatica Olive Green
30x90 cm Rett.
12"x36" Rect.



005415 141 ■
Cromatica Veneziana
30x90 cm Rett.
12"x36" Rect.



005416 141 ■
Cromatica Kingston
30x90 cm Rett.
12"x36" Rect.



005413 141 ■
Cromatica Divedro Cream
30x90 cm Rett.
12"x36" Rect.



005414 81 ■
Cromatica Divedro Cr. Chevron
30x90 cm Rett.
12"x36" Rect.



005418 141 ■
Cromatica Madera Grey
30x90 cm Rett.
12"x36" Rect.



005417 141 ■
Cromatica Madera White
30x90 cm Rett.
12"x36" Rect.

CROMATICA



CROMATICA SHABBY CHIC, SHABBY CHIC CARPET 30x90 cm | **EMOTION** TAUPE 60x60 cm

alcuni abbinamenti • some matching designs • certaines combinaisons • einige empfohlene kombinationen

	SIERRA ROVERE		SIERRA BEIGE		SIERRA NOCE		SIERRA GRIGIO		FRAME QUIET
	FRAME MID		FRAME SUPERIOR		PORTLAND WHITE		PORTLAND GREY		PORTLAND PLOMB
	ERMETICA BIANCO		ERMETICA CREMA		ERMETICA LAVAGNA		CULT WHITE		CULT GREY
	CULT ANTHRACITE		EMOTION BLANC		EMOTION GRIS		EMOTION TAUPE		

pesi e misure • weight and sizes • poids et mesures • gewichte und verpackungen

dimensioni sizes dimensions abmessungen	spessore thickness epaisseur stärke	pz/collo pcs/box pc/boite stk/ktn	mq/collo sqm/box m/boite qm/ktn	kg/collo kg/box kg/boite kg/ktn	colli/pallet box/europal boites/europal ktn/europal	mq/pallet sqm/pallet m/pallet qm/pallet	kg/europal kg/europal kg/europal kg/europal
Fondo 30x90 Rettificato / Decori	9,5 mm	7	1,89	31,50	36	68,04	1160

Il rivestimenti Action, in pasta bianca, soddisfano la moderna necessità di rivestire le pareti con design sempre più coinvolgenti. Le combinazioni delle superfici piatte e tridimensionali danno vitalità alle pareti stesse e si abbinano alle varie soluzioni offerte a pavimento. Action, white body wall tiles, fits the modern need to tile walls with compelling and emotional designs. The combination of flat and three-dimensional surfaces gives eye catching vitality to the walls and matching floors.



SOHO DARK, LIGHT ONDA, MIX DECORO 25x75 cm | EMOTION TAUPE 60x60 cm

ACTION collection

RIVESTIMENTO IN PASTA BIANCA ATOMIZZATA
 ATOMIZED WHITE BODY WALL TILE
 REVÊTEMENTS EN PÂTE BLANCHE ATOMISÉE
 ATOMISIERTE WEISSSCHERBIGE WANDFLIESEN



HD

colori • colors • couleurs • farben

V2



HARMONY PEARL




SOHO LIGHT



VINCI PEARL



HARMONY GREY



SOHO DARK



VINCI GREY

formati • sizes • formats • formate



25x75 10"x30"
Rettificato
 Rectified
 ± 9 mm



HARMONY SINFONIA PEARL LUCIDO 25x75 cm | **EMOTION** GRIS 60x60 cm

Action **HARMONY**



303882 187 ■
Harmony Pearl Lucido
25x75 cm Rett.
10"x30" Rect.



303883 187 ■
Harmony Grey Lucido
25x75 cm Rett.
10"x30" Rect.



3 MIX

303884 141 ■
Harmony Mix Decoro Lucido
25x75 cm Rett.
10"x30" Rect.



303885 141 ■
Harmony Pearl Wave Lucido
25x75 cm Rett.
10"x30" Rect.



303886 141 ■
Harmony Grey Wave Lucido
25x75 cm Rett.
10"x30" Rect.



303926 141 ■
Harmony Sinfonia Pearl Lucido
25x75 cm Rett.
10"x30" Rect.

alcuni abbinamenti • some matching designs • certaines combinaisons • einige empfohlene kombinationen



SIERRA
GRIGIO



FRAME
QUIET



PORTLAND
GREY



PORTLAND
PLOMB



EMOTION
GRIS



CONTEMPORARY
GREY



CONTEMPORARY
GRAPHITE



STONE COLL.
WHITE



STONE COLL.
LIGHT GREY

pesi e misure • weight and sizes • poids et mesures • gewichte und verpackungen

dimensioni sizes dimensions abmessungen	spessore thickness épaisseur stärke	pz/collo pcs/box pc/boite stk/ktn	mq/collo sqm/box m/boite qm/ktn	kg/collo kg/box kg/boite kg/ktn	colli/pallet box/europal boites/europal ktn/europal	mq/pallet sqm/pallet m/pallet qm/pallet	kg/europal kg/europal kg/europal kg/europal
Fondo 25x75 Rettificato / Decori	9 mm	8	1,50	23,00	36	54,00	860



SOHO SINFONIA LIGHT SATINATO 25x75 cm | **SIERRA** BEIGE 20x122 cm

Action SOHO



303877 187 ■
Soho Light Satinato
25x75 cm Rett.
10"x30" Rect.



303878 187 ■
Soho Dark Satinato
25x75 cm Rett.
10"x30" Rect.



303880 141 ■
Soho Light Onda Satinato
25x75 cm Rett.
10"x30" Rect.



303881 141 ■
Soho Dark Onda Satinato
25x75 cm Rett.
10"x30" Rect.



303927 141 ■
Soho Sinfonia Light Satinato
25x75 cm Rett.
10"x30" Rect.



303879 141 ■
Soho Mix Decoro Satinato
25x75 cm Rett.
10"x30" Rect.

3 MIX

alcuni abbinamenti • some matching designs • certaines combinaisons • einige empfohlene kombinationen



SIERRA
BEIGE



FRAME
SUPERIOR



PORTLAND
IVORY



EMOTION
TAUPE



EMOTION
TAUPE



CONTEMPORARY
BROWN



STONE COLL.
BEIGE

pesi e misure • weight and sizes • poids et mesures • gewichte und verpackungen

dimensioni sizes dimensions abmessungen	spessore thickness épaisseur stärke	pz/collo pcs/box pc/boite stk/ktn	mq/collo sqm/box m/boite qm/ktn	kg/collo kg/box kg/boite kg/ktn	colli/pallet box/europal boites/europal ktn/europal	mq/pallet sqm/pallet m/pallet qm/pallet	kg/europal kg/europal kg/europal kg/europal
Fondo 25x75 Rettificato / Decori	9 mm	8	1,50	23,00	36	54,00	860



VINCI PEARL SATINATO, GREY SATINATO, MIX DECORO 25x75 cm | **EMOTION** GRIS 60x60 cm

Action VINCI



303887 187 ■
Vinci Pearl Satinato
25x75 cm Rett.
10"x30" Rect.



303888 187 ■
Vinci Grey Satinato
25x75 cm Rett.
10"x30" Rect.



303889 141 ■
Vinci Mix Decoro Satinato
25x75 cm Rett.
10"x30" Rect.

3 MIX



303890 141 ■
Vinci Pearl Onda Satinato
25x75 cm Rett.
10"x30" Rect.



303891 141 ■
Vinci Grey Onda Satinato
25x75 cm Rett.
10"x30" Rect.



303925 141 ■
Vinci Sinfonia Pearl Satinato
25x75 cm Rett.
10"x30" Rect.

alcuni abbinamenti • some matching designs • certaines combinaisons • einige empfohlene kombinationen



SIERRA
GRIGIO



FRAME
QUIET



PORTLAND
GREY



PORTLAND
PLOMB



EMOTION
GRIS



CONTEMPORARY
GREY



CONTEMPORARY
GRAPHITE



STONE COLL.
WHITE



STONE COLL.
LIGHT GREY

pesi e misure • weight and sizes • poids et mesures • gewichte und verpackungen

dimensioni sizes dimensions abmessungen	spessore thickness épaisseur stärke	pz/collo pcs/box pc/boite stk/ktn	mq/collo sqm/box m/boite qm/ktn	kg/collo kg/box kg/boite kg/ktn	colli/pallet box/europal boites/europal ktn/europal	mq/pallet sqm/pallet m/pallet qm/pallet	kg/europal kg/europal kg/europal kg/europal
Fondo 25x75 Rettificato / Decori	9 mm	8	1,50	23,00	36	54,00	860

Rivestimenti pensati per creare ambienti avvolgenti e contemporanei, caratterizzati dall'animo essenziale che rende questa collezione semplice ed elegante allo stesso tempo e soprattutto capace di arricchire le superfici ed esaltarne l'impatto estetico con la massima naturalezza. Walltiles designed to create contemporary environments, the essential soul makes this collection simple and elegant at the same time and capable of enriching surfaces enhancing their aesthetic with the utmost naturalness.



ARTISTIC STONE GRIGIO, DECORO ARTISTIC STONE GRIGIO 25x75 cm | **SIERRA** GRIGIO 20x122 cm

ARTISTIC STONE collection

RIVESTIMENTO IN PASTA BIANCA ATOMIZZATA
ATOMIZED WHITE BODY WALL TILE
REVÊTEMENTS EN PÂTE BLANCHE ATOMISÉE
ATOMISIERTE WEISSSCHERBIGE WANDFLIESEN



HD

colori • colors • couleurs • farben

V2



GRIGIO



BEIGE

formati • sizes • formats • formate




25x75 10"x30"
Rettificato
Rectified
± 9 mm




ARTISTIC STONE BEIGE, DECORO ARTISTIC STONE BEIGE 25x75 cm | SIERRA BEIGE 20x122 cm


ARTISTIC STONE



303928 187 ■
Artistic Stone Grigio
25x75 cm Rett.
10"x30" Rect.



303929 187 ■
Artistic Stone Beige
25x75 cm Rett.
10"x30" Rect.




303930 141 ■
Decoro Artistic Stone Grigio
25x75 cm Rett.
10"x30" Rect.



303931 141 ■
Decoro Artistic Stone Beige
25x75 cm Rett.
10"x30" Rect.

alcuni abbinamenti • some matching designs • certaines combinaisons • einige empfohlene kombinationen



pesi e misure • weight and sizes • poids et mesures • gewichte und verpackungen

dimensioni sizes dimensions abmessungen	spessore thickness épaisseur stärke	pz/collo pcs/box pc/boite stk/ktn	mq/collo sqm/box m/boite qm/ktn	kg/collo kg/box kg/boite kg/ktn	colli/pallet box/europal boites/europal ktn/europal	mq/pallet sqm/pallet m/pallet qm/pallet	kg/europal kg/europal kg/europal kg/europal
Fondo 25x75 Rettificato / Decori	9 mm	8	1,50	23,00	36	54,00	860

Sperimenta accostamenti di colore sorprendenti abbinati a tonalità calde e fredde che a loro volta riscoprono superfici tridimensionali. Un mix disinvolto che trasmette energia definendo i concept estetici che verranno. Experiences a surprising color mix combining warm and cold shades with three-dimensional surfaces. A casual design that conveys energy and defines future aesthetic concepts.



VILLAGE COLOR CREMA, CANNETTA CREMA, RIQUADRI 25x75 cm | SIERRA BEIGE 15x60 cm

VILLAGE COLOR collection

RIVESTIMENTO IN PASTA BIANCA ATOMIZZATA

ATOMIZED WHITE BODY WALL TILE
REVÊTEMENTS EN PÂTE BLANCHE ATOMISÉE
ATOMISIERTE WEISSCHERBIGE WANDFLIESEN



HD

colori • colors • couleurs • farben

v2



BIANCO



CREMA

formati • sizes • formats • formate



25x75 10"x30"
Rettificato
Rectified
± 9 mm



VILLAGE COLOR BIANCO, CANNETTA BIANCO, RIQUADRI 25x75 cm | EMOTION GRIS 60x60 cm


VILLAGE COLOR



303892 187 ■
Village Color Bianco
25x75 cm Rett.
10"x30" Rect.



303894 141 ■
Village Color Cannetta Bianco
25x75 cm Rett.
10"x30" Rect.



303893 187 ■
Village Color Crema
25x75 cm Rett.
10"x30" Rect.



303895 141 ■
Village Color Cannetta Crema
25x75 cm Rett.
10"x30" Rect.



303896 141 ■
Village Color Riquadri
25x75 cm Rett.
10"x30" Rect.

12 MIX

alcuni abbinamenti • some matching designs • certaines combinaisons • einige empfohlene kombinationen



SIERRA
ROVERE




SIERRA
BEIGE



SIERRA
NOCE



SIERRA
GRIGIO




PORTLAND
BABY BLUE



PORTLAND
WHITE



PORTLAND
GREY



PORTLAND
PLOMB



EMOTION
GRIS



EMOTION
TAUPE

pesi e misure • weight and sizes • poids et mesures • gewichte und verpackungen

dimensioni sizes dimensions abmessungen	spessore thickness épaisseur stärke	pz/collo pcs/box pc/boite stk/ktn	mq/collo sqm/box m/boite qm/ktn	kg/collo kg/box kg/boite kg/ktn	colli/pallet box/europal boites/europal ktn/europal	mq/pallet sqm/pallet qm/pallet	kg/europal kg/europal kg/europal kg/europal
Fondo 25x75 Rettificato / Decori	9 mm	8	1,50	23,00	36	54,00	860



TINTA UNITA BIANCO LUX 30x60 cm | EVOQ NERO 60x60 cm

TINTA UNITA collection

RIVESTIMENTO IN PASTA BIANCA ATOMIZZATA


ATOMIZED WHITE BODY WALL TILE
REVÊTEMENTS EN PÂTE BLANCHE ATOMISÉE
ATOMISIERTE WEISSSCHERBIGE WANDFLIESEN




HD

formati e colori • size & colors • formats et couleurs • formate und farben

V1



303856 185 ■
Bianco Matt
30x60 cm Rett.
12"x24" Rect.



303855 185 ■
Bianco Lux
30x60 cm Rett.
12"x24" Rect.

RIVESTIMENTO IN BICOTTURA ATOMIZZATA

ATOMIZED DOUBLE-FIRED WALL TILE
REVÊTEMENTS ATOMISÉE EN BICUISSON
ATOMISIERTE ZWEIBRANDVERFAHREN WANDFLIESEN



HD

formati e colori • size & colors • formats et couleurs • formate und farben

V1



302789M 229 ■
Bianco Matt
20x20 cm
8"x8"



302797M 229 ■
Bianco Lux
20x20 cm
8"x8"

pesi e misure • weight and sizes • poids et mesures • gewichte und verpackungen

dimensioni sizes dimensions abmessungen	spessore thickness épaisseur stärke	pz/collo pcs/box pc/boite stk/ktn	mq/collo sqm/box m/boite qm/ktn	kg/collo kg/box kg/boite kg/ktn	colli/pallet box/europal boites/europal ktn/europal	mq/pallet sqm/pallet m/pallet qm/pallet	kg/europal kg/europal kg/europal kg/europal
Fondo 30x60 Matt/Lux Rettificato	9 mm	10	1,80	26,20	32	57,60	860
Fondo 20x20 Matt/Lux	6 mm	40	1,60	10,68	72	115,20	790


Pensata per chi ama la bellezza materica della pietra e per chi desidera uno stile nuovo e raffinato, Ardesia combina design e contemporaneità, piastrelle in gres porcellanato alla tridimensionalità delle superfici a rilievo, ottenendo pareti eleganti e scenografiche, caratterizzate dalla briosa dinamicità. Designed for those who love the materic beauty of the stone and for who want a new and refined style, Ardesia combines design and modernity, porcelain stoneware tiles with the three-dimensionality of the relief surfaces, obtaining elegant and scenographic walls characterized by lively movings.



ARDESIA SILVER 31x62 cm | SIERRA GRIGIO 20x122 cm

ARDESIA collection

GRES PORCELLANATO
PORCELAIN STONEWARE
GRÈS CÉRAMÉ
FEINSTEINZEUG



colori • colors • couleurs • farben



SILVER



TAUPE

formati • sizes • formats • formate



31x62 12"x24"
Naturale
Natural
≈ 8,5 mm

MARBLE&STONE LOOK

CONCRETE&RESIN LOOK

WOOD LOOK

WALL DESIGN

OUTDOOR SPACES

INFO

Ardesia SILVER



ARDE002 185 ■
Ardesia Silver
31x62 cm
12"x24"



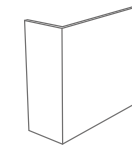
Ardesia TAUPE




ARDE001 185 ■
Ardesia Taupe
31x62 cm
12"x24"



pezzi speciali • trims • pièces spéciales • formteile



Angolo Rivestimento 2 ■
13x34x31 190 ■



SILVER

TAUPE

004883

004884



ARDESIA TAUPE 31x62 cm | **ULTRA ASPEN BEIGE** 60x60 cm \approx 20 mm

pesi e misure • weight and sizes • poids et mesures • gewichte und verpackungen

dimensioni sizes dimensions abmessungen	spessore thickness épaisseur stärke	pz/collo pcs/box pc/boite stk/ktn	mq/collo sqm/box m/boite qm/ktn	kg/collo kg/box kg/boite kg/ktn	colli/pallet box/eurolal boites/eurolal ktn/eurolal	mq/pallet sqm/pallet m/pallet qm/pallet	kg/eurolal kg/eurolal kg/eurolal kg/eurolal
Fondo 31x62	8,5 mm	8	1,54	24,00	60	92,40	1470


Così come Ardesia, anche questa bellissima collezione è caratterizzata dal mix del gres porcellanato e dal design delle superfici a rilievo. Dolmen combina un design grintoso ad un mix di eleganza classica, stupefacente, che ne esalta la creatività per le moderne architetture, metropolitane e sub-urbane, da interno ed esterno! Like Ardesia, this beautiful collection is also characterized by the mix of porcelain stoneware and by the design of the 3d surfaces. Dolmen combines a powerful design with a mix of classic elegance which enhances its creativity for modern, metropolitan and sub-urban architecture, indoors and outdoors!



DOLMEN GREY 31x62 cm | **ULTRA ASPEN GRIGIO** 60x60 cm \approx 20 mm

DOLMEN collection

GRES PORCELLANATO
 PORCELAIN STONEWARE
 GRÈS CÉRAMÉ
 FEINSTEINZEUG



colori • colors • couleurs • farben



GREY



BEIGE

formati • sizes • formats • formate



31x62 12"x24"
Naturale
 Natural
 \approx 8,5 mm

MARBLE&STONE LOOK

CONCRETE&RESIN LOOK

WOOD LOOK

WALL DESIGN

OUTDOOR SPACES

INFO

Dolmen GREY



DOLM001 185 ■
Dolmen Grey
31x62 cm
12"x24"

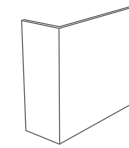
Dolmen BEIGE



DOLM002 185 ■
Dolmen Beige
31x62 cm
12"x24"



pezzi speciali • trims • pièces spéciales • formteile



Angolo Rivestimento 2 ■
13x34x31 190 ■



GREY



BEIGE

004885

004886




DOLMEN BEIGE 31x62 cm | **SIERRA BEIGE** 20x122 cm

pesi e misure • weight and sizes • poids et mesures • gewichte und verpackungen

dimensioni sizes dimensions abmessungen	spessore thickness épaisseur stärke	pz/collo pcs/box pc/boite stk/ktn	mq/collo sqm/box m/boite qm/ktn	kg/collo kg/box kg/boite kg/ktn	colli/pallet box/euopal boites/euopal ktn/euopal	mq/pallet sqm/pallet m/pallet qm/pallet	kg/euopal kg/euopal kg/euopal kg/euopal
Fondo 31x62	8,5 mm	8	1,54	24,00	60	92,40	1470

La migliore riproduzione del mattoncino, realizzata con tecnica digitale in una perfetta tridimensionalità e fedeltà cromatica. È utilizzabile per interni ed esterni, in ambienti che vanno dallo stile rustico al contemporaneo urbano. The best reproduction of a solid brick wall, obtained through digital technology allowing for perfect three-dimensionality and chromatic accuracy.



BRICK WHITE 31x62 cm | **FRAME** QUIET 20x122 cm

BRICK collection

GRES PORCELLANATO
PORCELAIN STONEWARE
GRÈS CÉRAMÉ
FEINSTEINZEUG



colori • colors • couleurs • farben



WHITE

GREY

RED

MIX

formati • sizes • formats • formate



31x62 12"x24"
Naturale
Natural
± 9 mm



BRICK RED 31x62 cm



BRICK MIX 31x62 cm

BRICK



V2
6

003007 185
Brick White
31x62 cm
12"x24"



V3
6

003005 185
Brick Grey
31x62 cm
12"x24"



V3
6

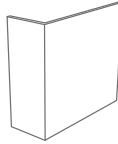
003006 185
Brick Red
31x62 cm
12"x24"



V4
6

003092 185
Brick Mix
31x62 cm
12"x24"

pezzi speciali • trims • pièces spéciales • formteile

	WHITE	GREY	RED	MIX
 Angolo Rivestimento 2 13x34x31 190	003139	003140	003141	003094



BRICK GREY 31x62 cm

pesi e misure • weight and sizes • poids et mesures • gewichte und verpackungen

dimensioni sizes dimensions abmessungen	spessore thickness épaisseur stärke	pz/collo pcs/box pc/boite stk/ktn	mq/collo sqm/box m/boite qm/ktn	kg/collo kg/box kg/boite	colli/pallet box/euopal boites/euopal ktn/euopal	mq/pallet sqm/pallet m/pallet qm/pallet	kg/euopal kg/euopal kg/euopal kg/euopal
Fondo 31x62	9 mm	7	1,35	25,00	60	81,00	1520

Un materiale di eccezionale versatilità per tutti gli ambienti interni ed esterni e dalla superficie tridimensionale che riproduce fedelmente i muretti in pietra più ricercati. Un "must" per tante pareti di design contemporaneo, un "must" per coloro che vogliono arricchire gli ambienti con un tocco più naturale! An exceptionally versatile material, fit for numerous different settings. Its three-dimensionality accurately reproduces the classical stone wall looks. A "must" of contemporary design and for those who want to enrich their wall with a natural touch!



GRANITI NEW GRIGIO 31x62 cm | FRAME QUIET 20x122 cm

GRANITI collection

GRES PORCELLANATO
PORCELAIN STONEWARE
GRÈS CÉRAMÉ
FEINSTEINZEUG



HD

colori • colors • couleurs • farben



NEW BEIGE



NEW GRIGIO



CARRARA



NERO

formati • sizes • formats • formate



31x62 12"x24"
Naturale
Natural
± 9 mm / 8 mm



GRANITI NEW BEIGE 31x62 cm



GRANITI NERO 31x62 cm

GRANITI



004432a 185 ■
Graniti New Grigio
31x62 cm
12"x24"



004431a 185 ■
Graniti New Beige
31x62 cm
12"x24"



002644- 185 ■
Graniti Carrara
31x62 cm
12"x24"



002643- 185 ■
Graniti Nero
31x62 cm
12"x24"

pezzi speciali • trims • pièces spéciales • formteile

	NEW GRIGIO	NEW BEIGE	CARRARA	NERO
	003252	003306	003422	003420



GRANITI CARRARA 31x62 cm

pesi e misure • weight and sizes • poids et mesures • gewichte und verpackungen

dimensioni sizes dimensions abmessungen	spessore thickness épaisseur stärke	pz/collo pcs/box pc/boite stk/ktn	mq/collo sqm/box m/boite qm/ktn	kg/collo kg/box kg/boite kg/ktn	colli/pallet box/europal boites/europal ktn/europal	mq/pallet sqm/pallet m/pallet qm/pallet	kg/europal kg/europal kg/europal kg/europal
Fondo 31x62	9 mm	7	1,35	25,00	40	54,00	1020
Fondo 31x62 NEW	8 mm	8	1,63 *	24,00	60	97,80	1470

* Superficie posata . Installed surface

Con queste 4 nuove colorazioni in gres porcellanato abbiamo voluto ampliare il nostro programma di superfici strutturate ottenendo un gamma ancora più completa. Queste colorazioni uniche nel genere, si adattano a tutte le pareti, ai pavimenti esterni e alle piscine, divenendo elementi di grande impatto visivo che esaltano l'estetica complessiva. Ottime soluzioni anche per concept walls e caminetti. With these 4 new porcelain surfaces we wanted to extend our textured program achieving a more complete portfolio. With their unique colors, are suitable for all walls and for outdoor floors and swimming pools areas, creating visually striking features that enhance the overall design aesthetic. Great solutions also for concept walls and fireplaces.



TUMBLE STONE 31x62 cm

MURETTI collection

GRES PORCELLANATO
 PORCELAIN STONWARE
 GRÈS CÉRAME
 FEINSTEINZEUG



colori • colors • couleurs • farben

V3



ARDESIA MIX



CROMO BRICK



DECOR STONE



TUMBLE STONE

formati • sizes • formats • formate



31x62 12"x24"
Naturale
 Natural
 ± 9 mm
Cromo Muretti e
Tumble Stone



31x62 12"x24"
Naturale
 Natural
 ± 8 mm
Ardesia Mix e
Decor Stone



ARDESIA MIX 31x62 cm



CROMO BRICK 31x62 cm

MURETTI



005456 185 ■
Ardesia Mix
31x62 cm
12"x24"



005454 185 ■
Cromo Brick
31x62 cm
12"x24"



005457 185 ■
Decor Stone
31x62 cm
12"x24"



005455 185 ■
Tumble Stone
31x62 cm
12"x24"




DECOR STONE 31x62 cm

pesi e misure • weight and sizes • poids et mesures • gewichte und verpackungen


dimensioni sizes dimensions abmessungen	spessore thickness épaisseur stärke	pz/collo pcs/box pc/boite stk/ktn	mq/collo sqm/box m/boite qm/ktn	kg/collo kg/box kg/boite kg/ktn	colli/pallet box/europal boites/europal ktn/europal	mq/pallet sqm/pallet qm/pallet	kg/europal kg/europal kg/europal kg/europal
31x62 Brick e Tumble	9 mm	7	1,35	25,00	60	81,00	1520
31x62 Decor Stone e Ardesia Mix	8 mm	8	1,54	24,00	60	92,40	1470

Un design armoniosamente stonalizzato ed ispirato ai rustici rivestimenti murari, esaltato dalle diverse forme, dai colori e dai bordi irregolari. Un gres porcellanato adatto a tutti i rivestimenti e pavimenti esterni. An harmoniously shaded design inspired by rustic cut stone walls, with their different sizes, irregular edges and melange of colors. The product is best suited for walls and outside floors.



MURO DI SIENA BEIGE 31x62 cm

MURO di SIENA / ASSISI collection



GRES PORCELLANATO
PORCELAIN STONEWARE
GRÈS CÉRAMÉ
FEINSTEINZEUG

colori • colors • couleurs • farben



MURO DI SIENA BEIGE



MURO DI ASSISI BEIGE

formati • sizes • formats • formate



31x62 12"x24"
Naturale
Natural
± 9 mm
R11

R11

Muro di Siena **BEIGE**

v2



002941-185 ■
Muro di Siena Beige
31x62 cm
12"x24"



Muro di Assisi **BEIGE**

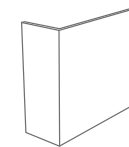
v3



002649-185 ■
Muro di Assisi Beige
31x62 cm
12"x24"



pezzi speciali • trims • pièces spéciales • formteile



Angolo Rivestimento 2
13x34x31 190



MURO DI SIENA BEIGE



MURO DI ASSISI BEIGE

003223

003423







MURO DI ASSISI BEIGE 31x62 cm

pesi e misure • weight and sizes • poids et mesures • gewichte und verpackungen

dimensioni sizes dimensions abmessungen	spessore thickness épaisseur stärke	pz/collo pcs/box pc/boite stk/ktn	mq/collo sqm/box m/boite qm/ktn	kg/collo kg/box kg/boite kg/ktn	colli/pallet box/euopal boites/euopal ktn/euopal	mq/pallet sqm/pallet m/pallet qm/pallet	kg/euopal kg/euopal kg/euopal kg/euopal
Fondo 31x62 Muro di Siena	9 mm	7	1,35	24,00	40	54,00	1020
Fondo 31x62 Muro di Assisi	9 mm	6	1,15	23,00	40	46,20	940



Gres porcellanato Porcelain stoneware. Grès cérame. Feinsteinzeug		 60x120 24"x48" RTT	 60x60 24"x24" RTT	 31x62 12"x24"	 15,3x31 6"x12"
ASPEN BEIGE	PG. 40			•	•
ASPEN BIANCO	PG. 38			•	•
ASPEN GRIGIO	PG. 38			•	•
EMOTION BLANC	PG. 140		•		
EMOTION GRIS	PG. 140	•	•		
EMOTION ANTHRACITE	PG. 141	•	•		
EMOTION TAUPE	PG. 141		•		
CEMENTONE GARE SAND	PG. 154			•	
CEMENTONE GARE GREY	PG. 154			•	
FOSSILI GIALLO	PG. 94			•	•
FOSSILI RUGGINE	PG. 94			•	•
FOSSILI GRIGIO	PG. 95			•	•
IROC WHITE	PG. 46	•			
IROC GREIGE	PG. 46	•			
NATURE BIANCO	PG. 84			•	•
NATURE GREIGE	PG. 85			•	•
NATURE GRIGIO	PG. 84			•	•
PIETRONE	PG. 90			•	
ROCCIONE	PG. 90			•	
SHELLSTONE BIANCO	PG. 30	•		•	
SHELLSTONE BEIGE	PG. 31	•		•	
SHELLSTONE TAUPE	PG. 31	•		•	
STONE MIX FANGO	PG. 100			•	
STONE MIX PIOMBO	PG. 100			•	

effetto pietra • stone look



effetto cemento • concrete look



OUTDOOR4.0 ARCHITETTURE PORCELAIN.PAVERS



ECO SOSTENIBILE
ECO-SUSTAINABLE
ÉCOLOGIQUE
UMWELTFREUNDLICH



INGELIVO E IGNIFUGO
FROST PROOF AND FIRE PROOF
RÉSISTANT AU GEL ET IGNIFUGE
FROST - UND FEUERFEST



ANTISCIVOLO R11 A+B+C
ANTI SLIP R11 A+B+C
ANTIDÉRAPANT R11 A+B+C
RUTSCHFEST R11 A+B+C



RESISTENTE A MUFFE E MUSCHI
RESISTANT TO MOLD AND MOSS
RÉSISTANT AUX MOISSURES
ET AUX MOUSSES
RESISTENT GEGEN SCHIMMEL
UND MOOS



RESISTENTE AI CARICHI
RESISTANT TO LOADS
RÉSISTANT AUX CHARGES
WIDERSTANDSFAEHIG GEGEN
BELASTUNGEN



RESISTENTE A SBALZI TERMICI
RESISTANT TO THERMAL SHOCK
RÉSISTANT AUX CHOCs THERMIQUES
BSTAENDIG GEGEN
THERMOSCHOCK

OUTDOOR racchiude l'offerta di Dado Ceramica per le pavimentazioni esterne (aree urbane, viali, terrazze, piscine, parcheggi, giardini pubblici etc..). Lo spessore disponibile (20 mm, il nuovo 30 mm) e le elevate prestazioni tecniche, unite alla semplicità di installazione e rimozione, rendono questi prodotti versatili e sicuri sia in aree pubbliche che private. Le tipologie di installazione, su erba, su sabbia, su ghiaia, su massetto con colla o sopraelevata e le numerose soluzioni estetiche, soddisfano le varie necessità.

OUTDOOR is Dado Ceramica solution for exterior flooring (urban areas, avenues, terraces, swimming pools, parking areas, public gardens, and many more..). The available thicknesses (20 mm, the new 30 mm) and the high technical performance, combined with the easiness of the installation and removal, make these products versatile and safe both for public and private areas. The types of installation, on grass, on sand, on gravel, screed with glue or raised, and the designs available, fully meet the various needs.

La section OUTDOOR comprend l'offre de Dado Ceramica pour des sols extérieurs (zones urbaines, avenues, terrasses, piscines, parkings, jardins publics etc.). L'épaisseur disponible (20 mm, le nouveau 30 mm) et hautes performances techniques, combinées à la simplicité d'installation et de retrait, rendre ces produits polyvalents et sûrs dans les deux domaines publics et privés.

Das OUTDOOR Programm von Dado beinhaltet Außenpflasterungen für viele öffentliche Bereiche wie z. B. Zufahrtswege, Terrassen, Schwimmbäder, öffentliche Gartenanlagen, Parkplatzgestaltung. Sowohl die Verlegung als auch eine eventuelle Demontage der Pflastersteine ist aufgrund der Verfügbaren Stärken (20mm und jetzt auch 30mm) und der ausgezeichneten technischen Voraussetzungen in öffentlichen und privaten Bereichen vielseitig und einfachst durchzuführen.


Dove e come si usano • Where and how they are used .
Comment les utiliser . Wo und wann die gebraucht werden.

Queste indicazioni rappresentano delle indicazioni generali basate sullo stato dell'arte e non vincolanti. Fare riferimento alle normative specifiche di ogni singolo paese per realizzare una pavimentazione a regola d'arte. | The following tips and suggestions are not binding for the manufacturer. Please refer to the regulations in force in your Country for a correct and adequate fixing. | Les indications représentent une définitions générale mondiale, ne sont pas contractuelles. Reférez-vous à l'état de l'art de votre pays, et demandez nous des spécifications précises, nous vous répondons volontiers. | Diese Angaben sind allgemeine Hinweise basierend auf den letzten Stand der Technik und haben deshalb keine Verpflichtung. Muss man sich auf die besonderen Vorschriften jedes einzelnen Landes beziehen um einen hochmodernen Bodenbelag zu erstellen.

		POSA SU ERBA* INSTALLATION ONTO GRASS POSE SUR HERBE VERLEGUNG AUF GRAS	POSA SU SABBIA* INSTALLATION ONTO SAND POSE SUR SABLE VERLEGUNG AUF SAND	POSA SU GHIAIA* INSTALLATION ON GRAVEL POSE SUR GRAVIERS VERLEGUNG AUF KIES	POSA SU MASSETTO CON COLLA** LAYING ON SCREED WITH ADHESIVE POSE SUR FOND AVEC COLLE VERLEGUNG AUF ESTRICH MIT KLEBER	POSA SOPRAELEVATA INSTALLATION ONTO FLAT SURFACES (RAISED LAYING) POSE SURELEVÉE VERLEGUNG ALS DOPPELBODEN	
RESIDENZIALE RESIDENTIAL	Aree carrabili Drive-over areas Zones de conduite Verkehrsflächen	•	•	•	•		
	Giardini Gardens jardins Gärten	•	•	•			
	Muri di Sostegno Retaining Walls Murs De Support Stützmauern	•	•	•	•		
	Patio/terrazze Patio/terraces Patio et terrasses Patio und Terrassen				•	•	
	Stabilimenti balneari Bathing establishments Établissements balnéaires Badeanstalten		•				
PUBBLICO PUBLIC AREAS	Aree industriali/commerciali (negozi, ristoranti, bar...) Industrial/commercial areas (shops, restaurants, bars...) Zones Industrielles / Commerciales Industrie- und Gewerbegebiete				•	•	
	Camminamenti e arredo urbano Walkways and urban furniture Meubles de marche et urbains Gehwege und Straßenmöbel	•	•	•	•		
	Parchi Parks Parcs Parks		•		•		

* **Pavimentazione carrabile a basso traffico veicolare - Spessore 20 mm.** Installation on driveways with low vehicular traffic - Thickness 20 mm.
Chaussée carrossable faible trafic routier - épaisseur 20 mm. Auffahrt Pflasterung mit geringem Fahrzeugverkehr - Staerke 20 mm.
* **Spessore 30 mm - Pavimentazione carrabile.** 30 mm Thickness - Installation on driveways.
Épaisseur 30 mm Carrossable. Staerke 30 mm : Einfahrt Pflaster.

Dado Ceramica per tutti gli ambienti dell'abitare! . Dado ceramica for all spaces!
Dado Ceramica, pour tous les espaces! . Dado Ceramica für jeden Gebrauch!



Versatilità di Posa . Laying versatility
Usages de pose . Vielseitigkeit der Verlegung .


- A** Ultra Mustang Rettificato **81x81 32"x32"**
POSA SU MASSETTO CON COLLA
LAYING ON SCREED WITH ADHESIVE
POSE À LA COLLE . VERLEGUNG AUF ESTRICH MIT LEIM
POSA SU GHIAIA . INSTALLATION ON GRAVEL
POSE MORTIER BATARD AVEC OU SANS GRAVILLONS .
VERLEGUNG AUF SCHOTTEN
- B** Ultra Gare Graphite Rettificato **60x60 24"x24"**
POSA SU MASSETTO CON COLLA
LAYING ON SCREED WITH ADHESIVE
POSE À LA COLLE
VERLEGUNG AUF ESTRICH MIT LEIM
- C** Ultra Contemporary Light Grey Rettificato **60x60 24"x24"**
POSA SU MASSETTO CON COLLA
LAYING ON SCREED WITH ADHESIVE
POSE À LA COLLE
VERLEGUNG AUF ESTRICH MIT LEIM
POSA SU ERBA . INSTALLATION ON GRASS
POSE SUR HERBE . VERLEGUNG AUF GRAS
- D** New Ultra Vals Light Rettificato **60x60 24"x24"**
POSA SOPRAELEVATA . RAISED FLOORING
POSE SUR PLOT POSSIBLE . ERHOEHTE VERLEGUNG
- E** Ultra Essenze Cannella Rettificato **40,5x81 16"x32"**
POSA SOPRAELEVATA . RAISED FLOORING
POSE SUR PLOT POSSIBLE . ERHOEHTE VERLEGUNG

Vantaggi . Advantages
Avantages . Vorteile


- MECCANICI** . MECHANICAL . MÉCANIQUES . MECHANISCHE
- **Resistente ai carichi di rottura** Resistant to breakage load
Très résistant à la charge de rupture .
Widerstandfaehig gegen Bruchlasten
 - **Resistente al graffio e alla scalfittura** Resistant to scratch
Très résistant aux griffes / griffes profondes . Kratz - und rissenfest
 - **Resistente all'abrasione** Resistant to abrasion
Très résistant à l'abrasion . Abriebfest
- CHIMICO-FISICI** . CHEMICAL AND PHYSICAL
CHIMIQUES . PHYSIKALISCHE UND CHEMISCHE VORTEILE
- **Resistente agli sbalzi termici** . Resistant to thermal shock
Résistance au choc thermiques (in gélimité) .
Bestaendig gegen Thermoschock
 - **Colori stabili nel tempo** . Chromatic stability .
Coloris stables dans le temps . Stabile Farben in der Zeit
 - **Resistente al sale** . Resistant to salt . Résistance au sel . Bestaendig gegen Salz
 - **Resistente agli agenti chimici e muffe** Resistant to chemical agents and moulds . Résistance au agents chimiques et a la moisissure .
Chemikalien - und schimmelbestaendig
 - **Facile da pulire** . Easy to clean . Grande facilité d'entretien . Einfach zu putzen
- PRESTAZIONALI** . PERFORMANCE
PERFORMANCES . LEISTUNGEN
- **Facile da posare** . Easy to install . Facile à poser . Einfache Verlegung
 - **Versatile** . Versatile . Versatile . Vielseitig
 - **Ispezionabile e removibile** . Removable, easy to inspection
(Installation without glue only)
Facile à décarreler . Kontrollierbar und entfernbar
 - **Antiscivolo** . Anti-slip . Antiglisse . Rutschfest

OUTDOOR 4.0 Gres porcellanato Rettificato Rectified Porcelain stoneware . Grès cérame rectifié . Feinsteinzeug Geschliffen einkalibrig	≅ 20 mm 3/4"				≅ 30 mm 1 1/4"				
	60x120 24"x48"	30x122 12"x48"	81x81 32"x32"	40,5x81 16"x32"	60x60 24"x24"	90x90 36"x36"	45x90 18"x36"	40x80 16"x32"	60x60 24"x24"
FOREST DARK GREY									
SENSI LIGHT									
SENSI MEDIUM									
SCOUT BEIGE	•		•	•	•	•		•	•
SCOUT BLACK									•
SCOUT FOG	•		•	•	•				•
SCOUT SMOKE			•	•	•				
SCOUT WHITE									
ULTRA ARGOS BEIGE									
ULTRA ARGOS GREY									
ULTRA ARGOS WHITE									
ULTRA ASPEN ANTRACITE	•		•	•	•		•		•
ULTRA ASPEN BEIGE	•				•				
ULTRA ASPEN BIANCO									
ULTRA ASPEN FUMÉ									
ULTRA ASPEN GRIGIO	•		•	•	•		•		•
ULTRA BARGE									
ULTRA BASIC GREY									•
ULTRA BAVIERA									
ULTRA BLACK									•
ULTRA CONTEMPORARY BROWN			•	•	•		•		•
ULTRA CONTEMPORARY LIGHT GREY	•		•	•	•		•		•
ULTRA CULT GREY									
ULTRA DOWNTOWN WOOD WARM		•						•	
ULTRA ERMETICA BIANCO									•
ULTRA ERMETICA GRIGIO									•
ULTRA ERMETICA LAVAGNA									•
ULTRA ESSENZE CANNELLA		•		•	•				
ULTRA ESSENZE GELSOMINO									
ULTRA ESSENZE SANDALO				•	•				
ULTRA ESSENZE VANIGLIA				•	•				
ULTRA EVOQ AVORIO									•
ULTRA EVOQ NERO									•
ULTRA EVOQ NIGHT									•
ULTRA GARE GRAPHITE			•	•	•		•		•
ULTRA GARE SAND	•		•	•	•		•		•
ULTRA GARE GREY	•								
ULTRA IKON AMBER		•					•		
ULTRA LANDSCAPE CLOUD									
ULTRA LANDSCAPE DAY									
ULTRA LANDSCAPE NIGHT									•
ULTRA MANSION MID									
ULTRA MANSION WARM									
ULTRA MASK GRAPHITE				•	•				•
ULTRA MASK IVORY				•	•				•
ULTRA MASK SILVER				•	•				•
ULTRA MASK TOBACCO				•	•				•
ULTRA MUSTANG			•		•				•
ULTRA QUEENSTONE ACCIAIO	•								
ULTRA QUEENSTONE AVORIO	•								
ULTRA RIGATONE FRAME MID	•								
ULTRA SELCIATO									
ULTRA SHELLSTONE BEIGE									•
ULTRA SHELLSTONE BIANCO	•								•
ULTRA SHELLSTONE GRIGIO									•
ULTRA SHELLSTONE TAUPE	•								
ULTRA SLATE GREY									•
ULTRA SOLID WHITE									
ULTRA SOLID LIGHT GREY									
ULTRA SOLID BLACK									•
ULTRA SOLID BEIGE									•
ULTRA SOLID GREY									•
ULTRA TIME STONE CENERE	•								
ULTRA TIME STONE GHIACCIO									
ULTRA TIME STONE GRAFITE									
ULTRA TIME STONE SABBIA	•								
ULTRA UNIVERSAL OAK		•		•	•				
ULTRA VALS DARK									
ULTRA VALS LIGHT	•								
ULTRA WOOD									


effetto pietra • stone look



effetto cemento • concrete look



effetto legno • wood look



MARBLE&STONE LOOK

CONCRETE&RESIN LOOK

WOOD LOOK

WALL DESIGN

OUTDOOR SPACES

INFO



ULTRA MANSION WARM 60x120 cm \pm 20 mm | **MANSION WARM** 60x120 cm



ULTRA SHELLSTONE GRIGIO 60x60 cm \pm 20 mm



NEW ULTRA VALS LIGHT 60x60 cm \pm 20 mm



ULTRA BAVIERA 60x60 cm \pm 20 mm

MARBLE&STONE LOOK

CONCRETE&RESIN LOOK

WOOD LOOK

WALL DESIGN

OUTDOOR SPACES

INFO

OUTDOOR 4.0

scout **WHITE**


V2



303623 165 ■
New Scout White
60x60 cm Rett.
24"x24" Rect.
≠ 20 mm R11

scout **BEIGE**


V2



303803 197 ■
Scout Beige
60x120 cm Rett.
24"x48" Rect.
≠ 20 mm R11



303777 196 ■
New Scout Beige
81x81 cm Rett.
32"x32" Rect.
≠ 20 mm R11



303785 196 ■
New Scout Beige
40,5x81 cm Rett.
16"x32" Rect.
≠ 20 mm R11



303569 165 ■
New Scout Beige
60x60 cm Rett.
24"x24" Rect.
≠ 20 mm R11




303833 206 ■
Scout Beige
90x90 cm Rett.
36"x36" Rect.
≠ 30 mm R11




303632 202 ■
Scout Beige
60x60 cm Rett.
24"x24" Rect.
≠ 30 mm R11

scout **FOG**

V2



303804 197 ■
Scout Fog
60x120 cm Rett.
24"x48" Rect.
≠ 20 mm R11



303778 196 ■
New Scout Fog
81x81 cm Rett.
32"x32" Rect.
≠ 20 mm R11




303786 196 ■
New Scout Fog
40,5x81 cm Rett.
16"x32" Rect.
≠ 20 mm R11



303571 165 ■
New Scout Fog
60x60 cm Rett.
24"x24" Rect.
≠ 20 mm R11

scout **SMOKE**

V2



303779 196 ■
New Scout Smoke
81x81 cm Rett.
32"x32" Rect.
≠ 20 mm R11



303787 196 ■
New Scout Smoke
40,5x81 cm Rett.
16"x32" Rect.
≠ 20 mm R11



303570 165 ■
New Scout Smoke
60x60 cm Rett.
24"x24" Rect.
≠ 20 mm R11



303631 202 ■
Scout Smoke
60x60 cm Rett.
24"x24" Rect.
≠ 30 mm R11



MARBLE&STONE LOOK

CONCRETE&RESIN LOOK

WOOD LOOK

WALL DESIGN

OUTDOOR SPACES

INFO

scout **BLACK**

v2



303572 165 ■
New Scout Black
60x60 cm Rett.
24"x24" Rect.
≅ 20 mm R11



303633 202 ■
Scout Black
60x60 cm Rett.
24"x24" Rect.
≅ 30 mm R11

ultra **BLACK**

v2




303573 165 ■
New Ultra Black
60x60 cm Rett.
24"x24" Rect.
≅ 20 mm R11



303978 205 ■
Ultra Black
45x90 cm Rett.
18"x36" Rect.
≅ 30 mm R11

ultra vals **LIGHT**

v2



304225 197 ■
New Ultra Vals Light
60x120 cm Rett.
24"x48" Rect.
≅ 20 mm R11



303627 165 ■
New Ultra Vals Light
60x60 cm Rett.
24"x24" Rect.
≅ 20 mm R11

ultra vals **DARK**

v2



303628 165 ■
New Ultra Vals Dark
60x60 cm Rett.
24"x24" Rect.
≅ 20 mm R11



MARBLE&STONE LOOK

CONCRETE&RESIN LOOK

WOOD LOOK

WALL DESIGN

OUTDOOR SPACES

INFO

ultra mask **IVORY**



12

304079 196 ■
Ultra Mask Ivory
40,5x81 cm Rett.
16"x32" Rect.
≅ 20 mm R11



24

304027 165 ■
Ultra Mask Ivory
60x60 cm Rett.
24"x24" Rect.
≅ 20 mm R11



24

304083 202 ■
Ultra Mask Ivory
60x60 cm Rett.
24"x24" Rect.
≅ 30 mm R11

ultra mask **TOBACCO**



12

304071 196 ■
Ultra Mask Tobacco
40,5x81 cm Rett.
16"x32" Rect.
≅ 20 mm R11



24

304024 165 ■
Ultra Mask Tobacco
60x60 cm Rett.
24"x24" Rect.
≅ 20 mm R11



24

304080 202 ■
Ultra Mask Tobacco
60x60 cm Rett.
24"x24" Rect.
≅ 30 mm R11

ultra mask **SILVER**



12

304072 196 ■
Ultra Mask Silver
40,5x81 cm Rett.
16"x32" Rect.
≅ 20 mm R11



24

304025 165 ■
Ultra Mask Silver
60x60 cm Rett.
24"x24" Rect.
≅ 20 mm R11



24

304081 202 ■
Ultra Mask Silver
60x60 cm Rett.
24"x24" Rect.
≅ 30 mm R11

ultra mask **GRAPHITE**



12

304073 196 ■
Ultra Mask Graphite
40,5x81 cm Rett.
16"x32" Rect.
≅ 20 mm R11



24

304026 165 ■
Ultra Mask Graphite
60x60 cm Rett.
24"x24" Rect.
≅ 20 mm R11



24

304082 202 ■
Ultra Mask Graphite
60x60 cm Rett.
24"x24" Rect.
≅ 30 mm R11



ultra mansion WARM



303794 165 ■
Ultra Mansion Warm
60x60 cm Rett.
24"x24" Rect.
≅ 20 mm R11

ultra mansion MID



303763 165 ■
Ultra Mansion Mid
60x60 cm Rett.
24"x24" Rect.
≅ 20 mm R11

ultra landscape CLOUD



304078 165 ■
New Ultra Landscape Cloud
60x60 cm Rett.
24"x24" Rect.
≅ 20 mm R11

ultra landscape NIGHT



303625 165 ■
New Ultra Landscape Night
60x60 cm Rett.
24"x24" Rect.
≅ 20 mm R11



303634 202 ■
Ultra Landscape Night
60x60 cm Rett.
24"x24" Rect.
≅ 30 mm R11



MARBLE&STONE LOOK

CONCRETE&RESIN LOOK

WOOD LOOK

WALL DESIGN

OUTDOOR SPACES

INFO

ultra landscape DAY



303626 165 ■
New Ultra Landscape Day
60x60 cm Rett.
24"x24" Rect.
≧ 20 mm R11

ultra BARGE



303621 165 ■
New Ultra Barge
60x60 cm Rett.
24"x24" Rect.
≧ 20 mm R11

ultra BAVIERA



303657 165 ■
Ultra Baviera
60x60 cm Rett.
24"x24" Rect.
≧ 20 mm R11

ultra slate GREY



303620 165 ■
New Ultra Slate Grey
60x60 cm Rett.
24"x24" Rect.
≧ 20 mm R11



303864 202 ■
Ultra Slate Grey
60x60 cm Rett.
24"x24" Rect.
≧ 30 mm R11



MARBLE&STONE LOOK

CONCRETE&RESIN LOOK

WOOD LOOK


WALL DESIGN

OUTDOOR SPACES

INFO

ultra MUSTANG

V2




10

303776 196 ■
New Ultra Mustang
81x81 cm Rett.
32"x32" Rect.
≅ 20 mm R11



23

303619 165 ■
New Ultra Mustang
60x60 cm Rett.
24"x24" Rect.
≅ 20 mm R11



8

303831 206 ■
Ultra Mustang
90x90 cm Rett.
36"x36" Rect.
≅ 30 mm R11



16

303636 202 ■
Ultra Mustang
60x60 cm Rett.
24"x24" Rect.
≅ 30 mm R11

ultra ermetica LAVAGNA

V3



24

005428 165 ■
Ultra Ermetica Lavagna
60x60 cm Rett.
24"x24" Rect.
≅ 20 mm R11



14

005669 203 ■
Ultra Ermetica Lavagna
40x80 cm Rett.
16"x32" Rect.
≅ 30 mm R11

ultra ermetica GRIGIO

V3



24

005427 165 ■
Ultra Ermetica Grigio
60x60 cm Rett.
24"x24" Rect.
≅ 20 mm R11



14

005668 203 ■
Ultra Ermetica Grigio
40x80 cm Rett.
16"x32" Rect.
≅ 30 mm R11

ultra ermetica BIANCO

V3



24

005426 165 ■
Ultra Ermetica Bianco
60x60 cm Rett.
24"x24" Rect.
≅ 20 mm R11



14

005667 203 ■
Ultra Ermetica Bianco
40x80 cm Rett.
16"x32" Rect.
≅ 30 mm R11



MARBLE&STONE LOOK

CONCRETE&RESIN LOOK

WOOD LOOK

WALL DESIGN

OUTDOOR SPACES


INFO

ultra aspen BIANCO



004151 165 ■
New Ultra Aspen Bianco
60x60 cm Rett.
24"x24" Rect.
≅ 20 mm R11

ultra aspen GRIGIO



004547 197 ■
Ultra Aspen Grigio
60x120 cm Rett.
24"x48" Rect.
≅ 20 mm R11




004498 196 ■
New Ultra Aspen Grigio
81x81 cm Rett.
32"x32" Rect.
≅ 20 mm R11



004500 196 ■
New Ultra Aspen Grigio
40,5x81 cm Rett.
16"x32" Rect.
≅ 20 mm R11



004154 165 ■
New Ultra Aspen Grigio
60x60 cm Rett.
24"x24" Rect.
≅ 20 mm R11



004491 205 ■
Ultra Aspen Grigio
45x90 cm Rett.
18"x36" Rect.
≅ 30 mm R11




004195 202 ■
Ultra Aspen Grigio
60x60 cm Rett.
24"x24" Rect.
≅ 30 mm R11

ultra aspen FUMÈ



004152 165 ■
New Ultra Aspen Fumè
60x60 cm Rett.
24"x24" Rect.
≅ 20 mm R11

ultra aspen ANTHRACITE



004548 197 ■
Ultra Aspen Anthracite
60x120 cm Rett.
24"x48" Rect.
≅ 20 mm R11




004499 196 ■
New Ultra Aspen Anthracite
81x81 cm Rett.
32"x32" Rect.
≅ 20 mm R11



004501 196 ■
New Ultra Aspen Anthracite
40,5x81 cm Rett.
16"x32" Rect.
≅ 20 mm R11



004153 165 ■
New Ultra Aspen Anthracite
60x60 cm Rett.
24"x24" Rect.
≅ 20 mm R11



004492 205 ■
Ultra Aspen Anthracite
45x90 cm Rett.
18"x36" Rect.
≅ 30 mm R11



004194 202 ■
Ultra Aspen Anthracite
60x60 cm Rett.
24"x24" Rect.
≅ 30 mm R11



MARBLE&STONE LOOK

CONCRETE&RESIN LOOK


WOOD LOOK

WALL DESIGN

OUTDOOR SPACES

INFO

ultra aspen **BEIGE**



005616 197 ■
Ultra Aspen Beige
60x120 cm Rett.
24"x48" Rect.
≅ 20 mm R11



005055 165 ■
New Ultra Aspen Beige
60x60 cm Rett.
24"x24" Rect.
≅ 20 mm R11

ultra argos **BEIGE**



304208 165 ■
Ultra Argos Beige
60x60 cm Rett.
24"x24" Rect.
≅ 20 mm R11

ultra argos **WHITE**



304207 165 ■
Ultra Argos White
60x60 cm Rett.
24"x24" Rect.
≅ 20 mm R11

ultra argos **GREY**



304209 165 ■
Ultra Argos Grey
60x60 cm Rett.
24"x24" Rect.
≅ 20 mm R11



MARBLE&STONE LOOK

CONCRETE&RESIN LOOK


WOOD LOOK

WALL DESIGN

OUTDOOR SPACES

INFO

ultra shellstone **BIANCO**



005617 197 ■
Ultra Shellstone Bianco
60x120 cm Rett.
24"x48" Rect.
≅ 20 mm R11



005577 165 ■
Ultra Shellstone Bianco
60x60 cm Rett.
24"x24" Rect.
≅ 20 mm R11



005670 203 ■
Ultra Shellstone Bianco
40x80 cm Rett.
16"x32" Rect.
≅ 30 mm R11

ultra shellstone **GRIGIO**



005615 165 ■
Ultra Shellstone Grigio
60x60 cm Rett.
24"x24" Rect.
≅ 20 mm R11




005672 203 ■
Ultra Shellstone Grigio
40x80 cm Rett.
16"x32" Rect.
≅ 30 mm R11

ultra shellstone **BEIGE**




005578 165 ■
Ultra Shellstone Beige
60x60 cm Rett.
24"x24" Rect.
≅ 20 mm R11



005671 203 ■
Ultra Shellstone Beige
40x80 cm Rett.
16"x32" Rect.
≅ 30 mm R11

ultra shellstone **TAUPE**




005618 197 ■
Ultra Shellstone Taupe
60x120 cm Rett.
24"x48" Rect.
≅ 20 mm R11



005614 165 ■
Ultra Shellstone Taupe
60x60 cm Rett.
24"x24" Rect.
≅ 20 mm R11



ultra time stone **CENERE**




TMS012 197 ■
Ultra Time Stone Cenere
60x120 cm Rett.
24"x48" Rect.
≅ 20 mm R11



TMS002 165 ■
Ultra Time Stone Cenere
60x60 cm Rett.
24"x24" Rect.
≅ 20 mm R11

ultra time stone **SABBIA**



TMS014 197 ■
Ultra Time Stone Sabbia
60x120 cm Rett.
24"x48" Rect.
≅ 20 mm R11




TMS004 165 ■
Ultra Time Stone Sabbia
60x60 cm Rett.
24"x24" Rect.
≅ 20 mm R11

ultra time stone **GHIACCIO**



TMS001 165 ■
Ultra Time Stone Ghiaccio
60x60 cm Rett.
24"x24" Rect.
≅ 20 mm R11

ultra time stone **GRAFITE**



TMS003 165 ■
Ultra Time Stone Grafite
60x60 cm Rett.
24"x24" Rect.
≅ 20 mm R11



MARBLE&STONE LOOK

CONCRETE&RESIN LOOK

WOOD LOOK

WALL DESIGN

OUTDOOR SPACES

INFO

ultra queen stone AVORIO


v2



QST071 197 ■
Ultra Queen Stone Avorio
60x120 cm Rett.
24"x48" Rect.
≅ 20 mm R11

ultra queen stone ACCIAIO

v2



QST070 197 ■
Ultra Queen Stone Acciaio
60x120 cm Rett.
24"x48" Rect.
≅ 20 mm R11

ultra SELCIATO

v2



303768 165 ■
Ultra Selciato
60x60 cm Rett.
24"x24" Rect.
≅ 20 mm R11



ULTRA SELCIATO 60x60 cm ≅ 20 mm



ULTRA CONTEMPORARY LIGHT GREY 60x60 cm \pm 20 mm



ULTRA BASIC GREY 60x60 cm \pm 20 mm



ULTRA SOLID WHITE 60x60 cm \pm 20 mm



ULTRA GARE SAND 81x81 cm \pm 20 mm

MARBLE&STONE LOOK

CONCRETE&RESIN LOOK

WOOD LOOK

WALL DESIGN

OUTDOOR SPACES

INFO

OUTDOOR 4.0

ultra solid WHITE

V2



303992 165 ■
Ultra Solid White
60x60 cm Rett.
24"x24" Rect.
≅ 20 mm R11

ultra solid LIGHT GREY


V2



303993 165 ■
Ultra Solid Light Grey
60x60 cm Rett.
24"x24" Rect.
≅ 20 mm R11

ultra solid GREY

V2



304085 205 ■
Ultra Solid Grey
45x90 cm Rett.
18"x36" Rect.
≅ 30 mm R11



304227 203 ■
Ultra Solid Grey
40x80 cm Rett.
16"x32" Rect.
≅ 30 mm R11




304084 202 ■
Ultra Solid Grey
60x60 cm Rett.
24"x24" Rect.
≅ 30 mm R11

ultra solid BLACK

V2






303994 165 ■
Ultra Solid Black
60x60 cm Rett.
24"x24" Rect.
≅ 20 mm R11



304075 205 ■
Ultra Solid Black
45x90 cm Rett.
18"x36" Rect.
≅ 30 mm R11



304076 202 ■
Ultra Solid Black
60x60 cm Rett.
24"x24" Rect.
≅ 30 mm R11



MARBLE&STONE LOOK

CONCRETE&RESIN LOOK

WOOD LOOK

WALL DESIGN

OUTDOOR SPACES

INFO

ultra solid **BEIGE**

V2




303991 165 ■
Ultra Solid Beige
60x60 cm Rett.
24"x24" Rect.
≅ 20 mm R11



304228 203 ■
Ultra Solid Beige
40x80 cm Rett.
16"x32" Rect.
≅ 30 mm R11

ultra gare **SAND**

V3




303999 197 ■
Ultra Gare Sand
60x120 cm Rett.
24"x48" Rect.
≅ 20 mm R11




303773 196 ■
Ultra Gare Sand
81x81 cm Rett.
32"x32" Rect.
≅ 20 mm R11



303607 165 ■
Ultra Gare Sand
60x60 cm Rett.
24"x24" Rect.
≅ 20 mm R11



303828 206 ■
Ultra Gare Sand
90x90 cm Rett.
36"x36" Rect.
≅ 30 mm R11




303770 205 ■
Ultra Gare Sand
45x90 cm Rett.
18"x36" Rect.
≅ 30 mm R11



303609 202 ■
Ultra Gare Sand
60x60 cm Rett.
24"x24" Rect.
≅ 30 mm R11

ultra gare **GREY**


V3



304000 197 ■
Ultra Gare Grey
60x120 cm Rett.
24"x48" Rect.
≅ 20 mm R11

ultra gare **GRAPHITE**

V3



303774 196 ■
Ultra Gare Graphite
81x81 cm Rett.
32"x32" Rect.
≅ 20 mm R11



303606 165 ■
Ultra Gare Graphite
60x60 cm Rett.
24"x24" Rect.
≅ 20 mm R11



303829 206 ■
Ultra Gare Graphite
90x90 cm Rett.
36"x36" Rect.
≅ 30 mm R11



303771 205 ■
Ultra Gare Graphite
45x90 cm Rett.
18"x36" Rect.
≅ 30 mm R11



303608 202 ■
Ultra Gare Graphite
60x60 cm Rett.
24"x24" Rect.
≅ 30 mm R11



MARBLE&STONE LOOK

CONCRETE&RESIN LOOK

WOOD LOOK

WALL DESIGN

OUTDOOR SPACES

INFO

sensi LIGHT

V2



303934 202 ■
Sensi Light
60x60 cm Rett.
24"x24" Rect.
≅ 30 mm R11

sensi MEDIUM

V2



303935 202 ■
Sensi Medium
60x60 cm Rett.
24"x24" Rect.
≅ 30 mm R11

contemporary BROWN

V4



004487 196 ■
Ultra Contemporary Brown
81x81 cm Rett.
32"x32" Rect.
≅ 20 mm R11



004134 165 ■
Ultra Contemporary Brown
60x60 cm Rett.
24"x24" Rect.
≅ 20 mm R11




004489 205 ■
Ultra Contemporary Brown
45x90 cm Rett.
18"x36" Rect.
≅ 30 mm R11




004136 202 ■
Ultra Contemporary Brown
60x60 cm Rett.
24"x24" Rect.
≅ 30 mm R11

contemporary LIGHT GREY

V4



004549 197 ■
Ultra Contemporary
Light Grey
60x120 cm Rett.
24"x48" Rect.
≅ 20 mm R11



004488 196 ■
Ultra Contemporary
Light Grey
81x81 cm Rett.
32"x32" Rect.
≅ 20 mm R11



004133 165 ■
Ultra Contemporary
Light Grey
60x60 cm Rett.
24"x24" Rect.
≅ 20 mm R11



004887 206 ■
Ultra Contemporary
Light Grey
90x90 cm Rett.
36"x36" Rect.
≅ 30 mm R11



004490 205 ■
Ultra Contemporary
Light Grey
45x90 cm Rett.
18"x36" Rect.
≅ 30 mm R11



004135 202 ■
Ultra Contemporary
Light Grey
60x60 cm Rett.
24"x24" Rect.
≅ 30 mm R11



MARBLE&STONE LOOK

CONCRETE&RESIN LOOK

WOOD LOOK

WALL DESIGN

OUTDOOR SPACES

INFO

ultra evoq AVORIO

v2



005434 165 ■
Ultra Evoq Avorio
60x60 cm Rett.
24"x24" Rect.
≠ 20 mm R11

ultra evoq NERO

v2



005435 165 ■
Ultra Evoq Nero
60x60 cm Rett.
24"x24" Rect.
≠ 20 mm R11

ultra evoq NIGHT

v2




005436 165 ■
Ultra Evoq Night
60x60 cm Rett.
24"x24" Rect.
≠ 20 mm R11

ultra basic GREY

v2



303568 165 ■
New Ultra Basic Grey
60x60 cm Rett.
24"x24" Rect.
≠ 20 mm R11



303830 206 ■
Ultra Basic Grey
90x90 cm Rett.
36"x36" Rect.
≠ 30 mm R11



303635 202 ■
Ultra Basic Grey
60x60 cm Rett.
24"x24" Rect.
≠ 30 mm R11



MARBLE&STONE LOOK

CONCRETE&RESIN LOOK

WOOD LOOK

WALL DESIGN

OUTDOOR SPACES

INFO

ultra cult GREY

V2



303624 165 ■
Ultra Cult Grey
60x60 cm Rett.
24"x24" Rect.
≅ 20 mm R11



ULTRA EVOQ NERO 60x60 cm ≅ 20 mm



ULTRA CULT GREY 60x60 cm ≅ 20 mm

MARBLE&STONE LOOK

CONCRETE&RESIN LOOK

WOOD LOOK

WALL DESIGN

OUTDOOR SPACES

INFO



ULTRA UNIVERSAL OAK 40,5x81 cm \pm 20 mm



FOREST DARK GREY 40,5x81 cm \pm 20 mm



ULTRA WOOD 60x60 cm \pm 20 mm



ULTRA IKON AMBER 30x122 cm \pm 20 mm

MARBLE&STONE LOOK

CONCRETE&RESIN LOOK

WOOD LOOK

WALL DESIGN

OUTDOOR SPACES

INFO

OUTDOOR 4.0

ultra essenze GELSOMINO

V2



303780 196 ■
New Ultra Essenze Gelsomino
40,5x81 cm Rett.
16"x32" Rect.
≅ 20 mm R11

ultra essenze VANIGLIA


V2




303781 196 ■
New Ultra Essenze Vaniglia
40,5x81 cm Rett.
16"x32" Rect.
≅ 20 mm R11

ultra essenze CANNELLA

V2




303805 198 ■
New Ultra Essenze Cannella
30x122 cm Rett.
12"x48" Rect.
≅ 20 mm R11



303782 196 ■
New Ultra Essenze Cannella
40,5x81 cm Rett.
16"x32" Rect.
≅ 20 mm R11

ultra essenze SANDALO

V2



303783 196 ■
New Ultra Essenze Sandalo
40,5x81 cm Rett.
16"x32" Rect.
≅ 20 mm R11



MARBLE&STONE LOOK

CONCRETE&RESIN LOOK

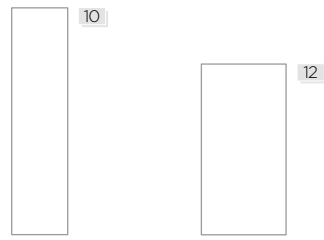
WOOD LOOK

WALL DESIGN

OUTDOOR SPACES

INFO

ultra ikon AMBER



303807 198 ■
Ultra Ikon Amber
30x122 cm Rett.
12"x48" Rect.
≅ 20 mm R11


303772 205 ■
Ultra Ikon Amber
45x90 cm Rett.
18"x36" Rect.
≅ 30 mm R11

ultra WOOD



303622 165 ■
New Ultra Wood
60x60 cm Rett.
24"x24" Rect.
≅ 20 mm R11

ultra universal OAK



303806 198 ■
Ultra Universal Oak
30x122 cm Rett.
12"x48" Rect.
≅ 20 mm R11

303784 196 ■
New Ultra Universal Oak
40,5x81 cm Rett.
16"x32" Rect.
≅ 20 mm R11

forest DARK GREY



303939 196 ■
Forest Dark Grey
40,5x81 cm Rett.
16"x32" Rect.
≅ 20 mm R11

303977 205 ■
Forest Dark Grey
45x90 cm Rett.
18"x36" Rect.
≅ 30 mm R11



MARBLE&STONE LOOK

CONCRETE&RESIN LOOK

WOOD LOOK

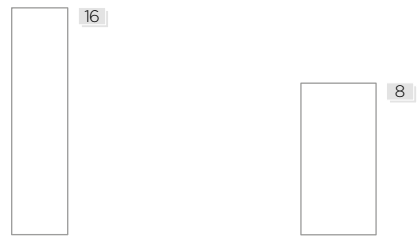
WALL DESIGN

OUTDOOR SPACES

INFO

ultra downtown wood **WARM**

v2



005624 198 ■
Ultra Downtown Wood Warm
30x122 cm Rett.
12"x48" Rect.
≅ 20 mm R11

005673 203 ■
Ultra Downtown Wood Warm
40x80 cm Rett.
16"x32" Rect.
≅ 30 mm R11

ultra **RIGAT-ONE FRAME MID**

v2



005628 197 ■
Ultra Rigat-One Frame Mid
60x120 cm Rett.
24"x48" Rect.
≅ 20 mm R11



ULTRA ESSENZE CANNELLA 30x122 cm ≅ 20 mm



ULTRA DOWNTOWN WOOD WARM 30x122 cm ≅ 20 mm | WARM 20x122 | VENEZIANA WARM 5x122

MARBLE&STONE LOOK

CONCRETE&RESIN LOOK

WOOD LOOK

WALL DESIGN

OUTDOOR SPACES


INFO



GRADONE SPESSORATI ARROTONDATO
ROUNDED COPING
NEZ DE MARCHE ARRONDI
MONOLITISCHE STUFENPLATTEN



GRADONE SPESSORATI ARROTONDATO CON SCANALATURE
ROUNDED COPING WITH GROOVES
NEZ DE MARCHE ARRONDI AVEC GOUTTE D'EAU
MONOLITISCHE STUFENPLATTEN MIT ABTROPFEN



GRADONE SPESSORATI ARROTONDATO CON GOCCIOLATOIO E SCANALATURE
ROUNDED COPING WITH DRIP AND GROOVES
NEZ DE MARCHE ARRONDI AVEC RAINURES
MONOLITISCHE STUFENPLATTEN MIT RILLEN




GRADONE A L MONOLITICO
MONOLITHIC L COPING
NEZ DE MARCHE L MONOLITIQUE
MONOLITISCHE STUFENPLATTEN "L"



GRADONE A L
L COPING
NEZ DE MARCHE L
STUFENPLATTEN "L"



GRIGLIE
GRIDS
GRID
GITTER



Altri pezzi speciali disponibili su richiesta
Other special pieces available on demand for swimming pool
Pièces Spéciales Supplémentaires Sur Demande
Weitere Spezielle auf Anfrage

Gradone Monolitico . Coping . Nez de Marche Monolitique . Monolitische Stufenplatten



Gradone Arrotondato . Rounded Coping
Nez de marche arrondi . Monolitische Stufenplatten

30x60 12"x24" SP 20 mm	141
40,5x81 16"x24" SP 20 mm	194
30x120 12"x48" SP 20 mm	171
30x122 12"x48" SP 20 mm	171
30x60 12"x24" SP 30 mm	170
40x80 16"x32" SP 30 mm	220
45x90 18"x36" SP 30 mm	235



Gradone arrotondato con gocciolatoio . Rounded coping with drip
Nez de marche arrondi avec goutte d'eau . Monolitische Stufenplatten mit Abtropfen

30x60 12"x24" SP 20 mm	233
40,5x81 16"x24" SP 20 mm	198
30x120 12"x48" SP 20 mm	236
30x122 12"x48" SP 20 mm	236
30x60 12"x24" SP 30 mm	197
40x80 16"x32" SP 30 mm	208
45x90 18"x36" SP 30 mm	239



Gradone arrotondato con scanalature . Rounded coping with grooves
Nez de marche arrondi avec rainures . Monolitische Stufenplatten mit Rillen


30x60 12"x24" SP 20 mm	233
40,5x81 16"x24" SP 20 mm	198
30x120 12"x48" SP 20 mm	236
30x122 12"x48" SP 20 mm	236
30x60 12"x24" SP 30 mm	197
40x80 16"x32" SP 30 mm	208
45x90 18"x36" SP 30 mm	239



Gradone arrotondato con gocciolatoio e scanalature
Rounded coping with drip and grooves
Nez de marche arrondi avec rainures et goutte d'eau
Monolitische Stufenplatten mit Abtropfen und Rillen

30x60 12"x24" SP 20 mm	233
40,5x81 16"x24" SP 20 mm	74
30x120 12"x48" SP 20 mm	239
30x122 12"x48" SP 20 mm	239
30x60 12"x24" SP 30 mm	74
40x80 16"x32" SP 30 mm	239
45x90 18"x36" SP 30 mm	210


Gradone a L Monolitico . Monolithic L Coping . Nez de marche L Monolitique . Monolitische Stufenplatten "L" *



15x60x4cm 6"x24"x1½" SP 20 mm	208
-------------------------------	-----

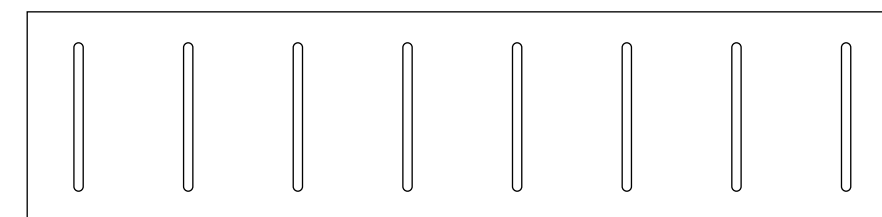
* Ordine minimo di 100 pezzi per articolo
Minimum Order of 100 pezzi pieces per item

Gradone a L . L Coping . Nez de marche L . Stufenplatten "L"




30x60x5 12"x24"x2" SP 20 mm	200
40,5x81x5 16"x24"x2" SP 20 mm	235
30x120x5 12"x48"x2" SP 20 mm	215
30x122x5 12"x48"x2" SP 20 mm	215

Griglie . Grids . Grid . Gitter



14,5x40,5 6"x16" SP 20 mm	196
19,5x40,5 8"x16" SP 20 mm	196
14,5x60 6"x24" SP 20 mm	233
19,5x60 8"x24" SP 20 mm	170
19,5x40 8"x32" SP 30 mm	81
14,5x45 6"x18" SP 30 mm	191
19,5x45 8"x18" SP 30 mm	192
14,5x60 6"x24" SP 30 mm	234
19,5x60 8"x24" SP 30 mm	200



ULTRA LANDSCAPE NIGHT 60x60 cm ≅ 30 mm



pesi e misure • weight and sizes • poids et mesures • gewichte und verpackungen

dimensioni sizes dimensions abmessungen	spessore thickness épaisseur stärke	pz/collo pcs/box pc/boite stk/ktn	mq/collo sqm/box m/boite qm/ktn	kg/collo kg/box kg/boite kg/ktn	colli/pallet box/europal boites/europal ktn/europal	mq/pallet sqm/pallet m/pallet qm/pallet	kg/europal kg/europal kg/europal kg/europal
60x60 Rettificato	20 mm	2	0,72	31,60	30	21,60	975
81x81 Rettificato	20 mm	2	1,3122	57,00	24	31,4928	1395
40,5x81 Rettificato	20 mm	2	0,6561	28,50	30	19,683	880
30x122 Rettificato	20 mm	2	0,732	31,65	36	26,352	1160
60x120 Rettificato	20 mm	1	0,72	32,50	30	21,60	995
60x60 Rettificato	30 mm	1	0,36	25,00	40	14,40	1025
45x90 Rettificato	30 mm	1	0,405	28,00	32	12,96	903
40x80 Rettificato	30 mm	2	0,64	42,00	27	17,28	1160
90x90 Rettificato	30 mm	1	0,81	56,00	20	16,20	1145

La maggior parte dei colori outdoor è disponibile anche in spessori e finiture adatte per uso interno.
 Most of the Outdoor items come also in regular thickness and finish, suitable for indoor installations.
 La majorité des couleurs extérieures sont également disponibles dans des épaisseurs et des finitions adaptées à une utilisation en intérieur.
 Die meisten Farben für Outdoor sind auch in Stärken und Ausführungen für den Innenbereich erhältlich.

Posa su erba

Installation on grass
Pose sur herbe
Verlegung auf Gras



Posa su massetto con colla

Laying on screed with adhesive
Pose sur fond avec colle
Verlegung auf Estrich mit Kleber



Posa su sabbia

Installation on sand
Pose sur sable
Verlegung auf Sand



Posa su ghiaia

Installation on gravel
Pose sur graviers
Verlegung auf Kies



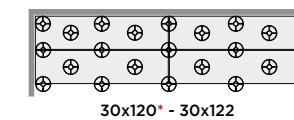
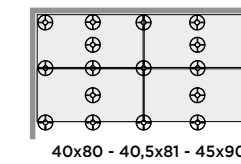
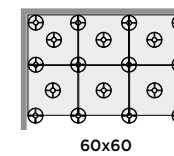
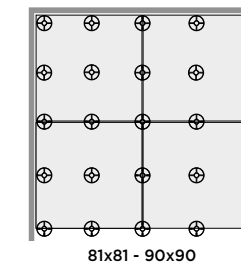
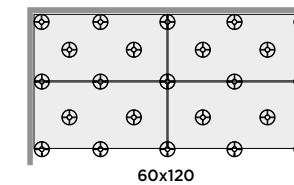

Posa sopraelevata

Installation onto flat surfaces (raised laying)
Pose surélevée
Verlegung als Doppelboden



Pavimentazione carrabile

Installation on driveways
Pose carrabil
Auffahrtpflasterung



* pezzi speciali / special pieces
Pièces Spéciales / Weitere Spezielle

L'impiego di lastre con spessore 30 mm permette la realizzazione di pavimentazioni carrabili senza l'utilizzo di collanti per la posa.
30 mm porcelain pavers could be installed on driveways with no need of adhesives.
L'utilisation de dalles de 30 mm d'épaisseur permet de réaliser des sols carrossables sans utiliser d'adhésif pour la pose.
Die Verwendung von 30 mm Dicke Platten ermöglicht die Realisierung von fahrbare Boden ohne Kleber.














Leggi di più
Read more
En savoir plus
Mehr Lesen

Ad oggi non esiste una normativa specifica per i pavimenti sopraelevati da esterno, si rimanda pertanto al professionista progettista un'attenta valutazione dei requisiti del progetto. Antica Ceramica Rubiera suggerisce l'utilizzo di supporti aggiuntivi sotto le piastrelle, come da schema sotto riportato. Per maggiore sicurezza e a tutela dell'utente, Antica Ceramica Rubiera richiede di impostare un'altezza di sopraelevazione non superiore a 5 cm. Per altezze superiori consultare il progettista. // To date there is no specific regulation for outdoor raised floors, therefore a careful evaluation of the project requirements is referred to the professional designer. Antica Ceramica Rubiera suggests the use of additional supports under the tiles, as per the diagram below. For major safety and user protection, Antica Ceramica Rubiera requires you to set a superlevation height no higher than 5 cm. For higher heights consult the project manager. // A ce jour, n'existe aucune réglementation spécifique pour les planchers surélevés extérieurs, c'est pourquoi une évaluation minutieuse des exigences du projet est confiée au concepteur professionnel. Antica Ceramica Rubiera suggère l'utilisation de supports supplémentaires sous les carreaux, selon le schéma ci-dessous. Pour les majeurs sécurité et protection des utilisateurs, Antica Ceramica Rubiera vous impose de fixer une hauteur qui ne dépasse pas 5 cm. Pour des hauteurs plus élevées, consultez le concepteur. // Bisher gibt es keine spezifische Regelung fuer Doppelboeden im Aussenbereich. Eine sorgfältige Bewertung der Projektanforderungen wird daher an den professionellen Designer verwiesen. Antica Ceramica Rubiera schlägt vor, zusätzliche Stützen unter den Fliesen zu verwenden, wie in der Abbildung unten dargestellt. Fuer mehr Sicherheit und Benutzerschutz, verlangt Antica Ceramica Rubiera dass eine. Ueberhoehungshoehe von maximal 5 Cm eingestellt wird. Fuer Größere Höhen muss man am besten den Designer konsultieren.

Queste indicazioni rappresentano delle indicazioni generali basate sullo stato dell'arte e non vincolanti. The following tips and suggestions are not binding for the manufacturer. Ces indications représentent des conseils généraux non contraignants, basés sur l'expérience des professionnels du secteur. Diese Anweisungen stellen allgemeine Empfehlungen auf Grundlage des letzten Stands der Technik dar, die nicht bindend sind.

Gres porcellanato • Porcelain stoneware • Grès cérame • Feinsteinzeug












UNI EN 14411 Bia Allegato G (ISO 13006)

Caratteristica tecnica Technical feature Caractéristique technique Technische Eigenschaft	Norma Norm Norme Norm	Valore richiesto dalle norme Required standards Valeur prescrite par les normes Normvorgabe	Pavimenti Floors Sols Böden		
 Lunghezza e larghezza / Length and width Longeur et largeur / Länge und breite Spessore / Thickness Epaisseur / Stärke Rettilinearità spigoli / Straightness of sides Rectitude des arêtes / Kantengeradheit Ortogonalità / Rectangularity Orthogonalité / Rechtwinkligkeit Planarità / Surface flatness Planeité de surface / Ebenflächigkeit	UNI EN ISO 10545-2	N ≥ 15 cm		Conforme Corresponding Conforme Entsprechend	
		%	(mm)		
		± 0,6 Non Rect. ± 0,3 Rect	± 2,0 Non Rect. ± 1,0 Rect		
		± 5	± 0,5		
		± 0,5 Non Rect. ± 0,3 Rect	± 1,5 Non Rect. ± 0,8 Rect		
± 0,5 Non Rect. ± 0,3 Rect	± 2,0 Non Rect. ± 1,5 Rect	± 0,5 Non Rect. ± 0,4 Rect	± 2,0 Non Rect. ± 1,8 Rect		
 Qualità della superficie Surface quality Qualités de la surface Oberflächenqualität	UNI EN ISO 10545-2	Il 95 % min. delle piastrelle di prova deve essere esente da difetti visibili Minimum 95% of the tested tiles must be free from visible defects 95% min. des carreaux de test ne doit pas contenir de défauts visibles Min. 95% der geprüften Fliesen dürfen keine sichtbaren Mängel aufweisen		Conforme Corresponding Conforme Entsprechend	
 Assorbimento d'acqua Water absorption Absorption d'eau Wasseraufnahme	UNI EN ISO 10545-3	≤ 0,5% Individual max 0,6%		≤ 0,5%	
 Sforzo di rottura / Breaking strength Effort de rupture / Bruchkraft (≥ 7,5 mm thickness) Resistenza alla flessione / Modulus of Rupture Résistance à la flexion / Biegefestigkeit	UNI EN ISO 10545-4	S ≥ 1300 N		S ≥ 1300 N	
		R ≥ 35 N/mm²		R ≥ 35 N/mm²	
 Resistenza al gelo Resistance to frost Résistance aux gel Frostbeständigkeit	UNI EN ISO 10545-12	Richiesto Required		Non gelivo Frost-proof Non gélifs Frostsicher	
 Resistenza ai prodotti chimici Resistance to chemical products Résistance aux produits chimiques Widerstand gegen Chemikalien	UNI EN ISO 10545-13	Resistenza a basse concentrazioni di acidi e alcali Resistance to low concentrations of acids and alkalis Secondo la classificazione indicata dal fabbricante Manufacturer is to state classification		Naturale LA	Lappato Plus Honed Plus LA / LB
		Resistenza ad alte concentrazioni di acidi e alcali Resistance to high concentrations of acids and alkalis Metodo di prova disponibile. Test method available. Resistenza ai prodotti chimici di uso domestico ed agli additivi per piscina Resistance to household chemicals and swimming pool salt Classe minima B Minimum class B		Naturale HA	Lappato Plus Honed Plus HA / HB
		Resistenza a basse concentrazioni di acidi e alcali Resistance to low concentrations of acids and alkalis Secondo la classificazione indicata dal fabbricante Manufacturer is to state classification Resistenza ad alte concentrazioni di acidi e alcali Resistance to high concentrations of acids and alkalis Metodo di prova disponibile. Test method available. Resistenza ai prodotti chimici di uso domestico ed agli additivi per piscina Resistance to household chemicals and swimming pool salt Classe minima B Minimum class B		Naturale A	Lappato Plus Honed Plus A
 Resistenza all'abrasione (metodo PEI) Abrasion resistance (PEI test) Résistance à l'abrasion (méthode PEI) Widerstand gegen Abrieb (nach PEI)	UNI EN ISO 10545-7	Segnala la classe di abrasione e i cicli superati Report abrasion class and cycles passed		disponibili sul sito internet alla sezione download della serie references available on the website in the download section of the series	
 Resistenza alle macchie Staining resistance Resistance aux taches Widerstand gegen Fleckenbildung	UNI EN ISO 10545-14	Min. 3		Conforme Corresponding Conforme Entsprechend	
 Resistenza agli sbalzi termici Thermal shock resistance Resistance aux écarts de température Temperaturwechselbeständigkeit	UNI EN ISO 10545-9	Metodo di prova disponibile Test method available		Resiste Resistant Résiste Widerstandsfähig	
Caratteristiche accessorie / Additional features					
 Stabilità dei colori Colours stability Stabilité des couleurs Farbbeständigkeit	DIN 51094	Colorazione Stabile Stable coloring		Conforme Corresponding Conforme Entsprechend	
Caratteristiche di sicurezza / Safety characteristics					
 Resistenza allo scivolamento ** Slip resistance Résistance au glissement Rutschemmende Eigenschaft	METODO B.C.R.A.	μ > 0,40		Conforme Corresponding Conforme Entsprechend	
	DIN EN 16165	ANNEX A Test della rampa a piedi nudi / Classe dichiarata Barefoot ramp test / Declared Class Méthode de la rampe pieds nus / Classe déclarée Methode der schiefen Ebene, barfuß / Angegebene Klasse		A+B / A+B+C *	
		ANNEX B Test della rampa a piedi calzati / Classe dichiarata Shod ramp test / Declared Class Rampe avec chaussures / Classe déclarée Methode der schiefe Ebene, mit Schuhwerk / Angegebene Klasse		R9 / R10 / R11 *	
	DCOF (ANSI A 326.3)	≥ 0,42		Conforme Corresponding Conforme Entsprechend	

* La scheda tecnica dettagliata di ogni serie è disponibile sul sito sito aziendale . Technical data sheet of each collection is available for download on website
 La fiche technique de chaque collection est disponible en téléchargement sur le site. Das technische Datenblatt jeder Kollektion steht auf der Website zum Download bereit.

Gres porcellanato • Porcelain stoneware • Grès cérame • Feinsteinzeug

UNI EN 14411 Bia Allegato G (ISO 13006)

Caratteristica tecnica Technical feature Caractéristique technique Technische Eigenschaft	Norma Norm Norme Norm	Valore richiesto dalle norme Required standards Valeur prescrite par les normes Normvorgabe	OUTDOOR 4.0		
 Lunghezza e larghezza / Length and width Longeur et largeur / Länge und breite Spessore / Thickness Epaisseur / Stärke Rettilinearità spigoli / Straightness of sides Rectitude des arêtes / Kantengeradheit Ortogonalità / Rectangularity Orthogonalité / Rechtwinkligkeit Planarità / Surface flatness Planeité de surface / Ebenflächigkeit	UNI EN ISO 10545-2	N ≥ 15 cm		Conforme Corresponding Conforme Entsprechend	
		%	(mm)		
		± 0,6 Non Rect. ± 0,3 Rect	± 2,0 Non Rect. ± 1,0 Rect		
		± 5	± 0,5		
		± 0,5 Non Rect. ± 0,3 Rect	± 1,5 Non Rect. ± 0,8 Rect		
± 0,5 Non Rect. ± 0,3 Rect	± 2,0 Non Rect. ± 1,5 Rect	± 0,5 Non Rect. ± 0,4 Rect	± 2,0 Non Rect. ± 1,8 Rect		
 Qualità della superficie Surface quality Qualités de la surface Oberflächenqualität	UNI EN ISO 10545-2	Il 95 % min. delle piastrelle di prova deve essere esente da difetti visibili Minimum 95% of the tested tiles must be free from visible defects 95% min. des carreaux de test ne doit pas contenir de défauts visibles Min. 95% der geprüften Fliesen dürfen keine sichtbaren Mängel aufweisen		Conforme Corresponding Conforme Entsprechend	
 Assorbimento d'acqua Water absorption Absorption d'eau Wasseraufnahme	UNI EN ISO 10545-3	≤ 0,5% Individual max 0,6%		≤ 0,5%	
 Sforzo di rottura / Breaking strength Effort de rupture / Bruchkraft (≥ 7,5 mm thickness) Resistenza alla flessione / Modulus of Rupture Résistance à la flexion / Biegefestigkeit	UNI EN ISO 10545-4	S ≥ 1300 N		S ≥ 1300 N	
		R ≥ 35 N/mm²		R ≥ 35 N/mm²	
 Resistenza al gelo Resistance to frost Résistance aux gel Frostbeständigkeit	UNI EN ISO 10545-12	Richiesto Required		Non gelivo Frost-proof Non gélifs Frostsicher	
 Resistenza ai prodotti chimici Resistance to chemical products Résistance aux produits chimiques Widerstand gegen Chemikalien	UNI EN ISO 10545-13	Resistenza a basse concentrazioni di acidi e alcali Resistance to low concentrations of acids and alkalis Secondo la classificazione indicata dal fabbricante Manufacturer is to state classification		LA	
		Resistenza ad alte concentrazioni di acidi e alcali Resistance to high concentrations of acids and alkalis Metodo di prova disponibile. Test method available. Resistenza ai prodotti chimici di uso domestico ed agli additivi per piscina Resistance to household chemicals and swimming pool salt Classe minima B Minimum class B		HA	
		Resistenza a basse concentrazioni di acidi e alcali Resistance to low concentrations of acids and alkalis Secondo la classificazione indicata dal fabbricante Manufacturer is to state classification Resistenza ad alte concentrazioni di acidi e alcali Resistance to high concentrations of acids and alkalis Metodo di prova disponibile. Test method available. Resistenza ai prodotti chimici di uso domestico ed agli additivi per piscina Resistance to household chemicals and swimming pool salt Classe minima B Minimum class B		A	
 Resistenza all'abrasione (metodo PEI) Abrasion resistance (PEI test) Résistance à l'abrasion (méthode PEI) Widerstand gegen Abrieb (nach PEI)	UNI EN ISO 10545-7	Segnala la classe di abrasione e i cicli superati Report abrasion class and cycles passed		disponibili sul sito internet alla sezione download della serie references available on the website in the download section of the series	
 Resistenza alle macchie Staining resistance Resistance aux taches Widerstand gegen Fleckenbildung	UNI EN ISO 10545-14	Min. 3		Conforme Corresponding Conforme Entsprechend	
 Resistenza agli sbalzi termici Thermal shock resistance Resistance aux écarts de température Temperaturwechselbeständigkeit	UNI EN ISO 10545-9	Metodo di prova disponibile Test method available		Resiste Resistant Résiste Widerstandsfähig	
Caratteristiche accessorie / Additional features					
 Stabilità dei colori Colours stability Stabilité des couleurs Farbbeständigkeit	DIN 51094	Colorazione Stabile Stable coloring		Conforme Corresponding Conforme Entsprechend	
Caratteristiche di sicurezza / Safety characteristics					
 Resistenza allo scivolamento Slip resistance Résistance au glissement Rutschemmende Eigenschaft	METODO B.C.R.A.	μ > 0,40		Conforme Corresponding Conforme Entsprechend	
	DIN EN 16165	ANNEX A Test della rampa a piedi nudi / Classe dichiarata Barefoot ramp test / Declared Class Méthode de la rampe pieds nus / Classe déclarée Methode der schiefen Ebene, barfuß / Angegebene Klasse		A+B+C	
		ANNEX B Test della rampa a piedi calzati / Classe dichiarata Shod ramp test / Declared Class Rampe avec chaussures / Classe déclarée Methode der schiefe Ebene, mit Schuhwerk / Angegebene Klasse		R11	
	DCOF (ANSI A 326.3)	≥ 0,42		Conforme Corresponding Conforme Entsprechend	

* La scheda tecnica dettagliata di ogni serie è disponibile sul sito sito aziendale . Technical data sheet of each collection is available for download on website
 La fiche technique de chaque collection est disponible en téléchargement sur le site. Das technische Datenblatt jeder Kollektion steht auf der Website zum Download bereit.

Rivestimenti in pasta bianca • White-body wall tile
 Revêtements en pâte blanche • Weißscherbige Wandfliesen
UNI EN 14411 BIII Allegato L (ISO 13006)

Caratteristica tecnica Technical feature Caractéristique technique Technische Eigenschaft	Norma Norm Norme Norm	Valore richiesto dalle norme Required standards Valeur prescrite par les normes Normvorgabe	Rivestimenti Wall Tiles Revêtement mural Beschichtungen
--	--------------------------------	--	--

		Norma	N ≥ 15 cm		
			%	(mm)	
	Lunghezza e larghezza / Length and width Longueur et largeur / Länge und breite	UNI EN ISO 10545-2	± 0,6 Non Rect. ± 0,3 Rect	± 2,0 Non Rect. ± 1,0 Rect	Conforme Corresponding Conforme Entsprechend
	Spessore / Thickness Épaisseur / Stärke		± 10	± 0,5	
	Rettilineità degli spigoli Straightness of sides		± 0,5 Non Rect. ± 0,3 Rect	± 1,5 Non Rect. ± 0,8 Rect	
	Ortogonalità / Rectangularity Orthogonalité / Rechtwinkligkeit		± 0,5 Non Rect. ± 0,3 Rect	± 2,0 Non Rect. ± 1,5 Rect	
	Planarità / Surface flatness Planeité de surface / Ebenflächigkeit		± 0,5 Non Rect. ± 0,4 Rect	± 2,0 Non Rect. ± 1,8 Rect	
	Qualità della superficie Surface quality Qualités de la surface Oberflächenqualität	UNI EN ISO 10545-2	Il 95 % min. delle piastrelle di prova deve essere esente da difetti visibili Minimum 95% of the tested tiles must be free from visible defects 95% min. des carreaux de test ne doit pas contenir de défauts visibles Min. 95% der geprüften Fliesen dürfen keine sichtbaren Mängel aufweisen		Conforme Corresponding Conforme Entsprechend
	Assorbimento d'acqua Water absorption Absorption d'eau Wasseraufnahme	UNI EN ISO 10545-3	> 10 %		Conforme Corresponding Conforme Entsprechend
	Sforzo di rottura Breaking strength Effort de rupture Bruchkraft	UNI EN ISO 10545-4	Spessore / Thickness ≥ 7,5 Non meno di / Not less than 600 N		> 600 N
	Resistenza alla flessione Modulus of rupture Résistance à la flexion Biegefestigkeit		Spessore / Thickness < 7,5 Non meno di / Not less than 200 N		> 200 N
			Spessore / Thickness ≥ 7,5 Minimo / Minimum 12 N/mm²		> 12 N/mm²
			Spessore / Thickness < 7,5 Minimo / Minimum 15 N/mm²		> 15 N/mm²
	Resistenza al cavillo Crazing resistance Résistance au tressillage Haarißbeständigkeit	UNI EN ISO 10545-11	Richiesta Requested Demandée Gefragt		Conforme Corresponding Conforme Entsprechend
	Resistenza agli sbalzi termici Thermal shock resistance Résistance aux écarts de température Temperaturwechselbeständigkeit	ISO 10545-9	Metodo di prova disponibile Test method available		Resiste Resistant Résiste Widerstandsfähig
	Resistenza agli acidi Chemical resistance Résistance à l'attaque chimique Beständigkeit gegen Chemikalien	UNI EN ISO 10545-13	Resistenza ai prodotti chimici di uso domestico ed agli additivi per piscina Resistance to household chemicals and swimming pool salt Classe minima B Minimum class B		A
	Resistenza alle macchie Staining resistance Résistance aux taches Widerstand gegen Fleckenbildung	UNI EN ISO 10545-14	Classe 3 Class 3 Classe 3 Klasse 3		Conforme Corresponding Conforme Entsprechend

CONSIGLI DI POSA, PULIZIA E MANUTENZIONE .

ADVICE FOR INSTALLATION CLEANING AND MAINTENANCE
 CONSEILS DE POSE, DE NETTOYAGE ET D'ENTRETIEN
 RATSCHLÄGE FÜR DIE VERLEGUNG, REINIGUNG UND WARTUNG

Vi invitiamo a scansionare il Qr code per prendere visione di alcune importanti informazioni e suggerimenti per una corretta posa, pulizia e manutenzione dei nostri prodotti

We invite you to scan the QR code to view some important informations and suggestions for correct installation, cleaning and maintenance of our products.

Nous vous invitons à scanner le code QR pour visualiser quelques informations importantes et suggestions pour une installation, un nettoyage et un entretien corrects de nos produits.

Wir laden Sie ein, den QR-Code zu scannen, um einige wichtige Informationen und Vorschläge für die korrekte Installation, Reinigung und Wartung unserer Produkte anzuzeigen.



Leggi di più
 Read more
 En savoir plus
 Mehr Lesen

CONDIZIONI GENERALI DI VENDITA

NORMATIVA CONTRATTUALE - Le presenti Condizioni Generali di Vendita, salvo modifiche o deroghe concordate per iscritto, disciplinano tutti i contratti vendita conclusi tra la Veditrice e l'Acquirente. Eventuali offerte, transazioni, accrediti e/o abbuoni accordati su iniziativa di Agenti o altri intermediari, non saranno vincolanti se non accettati per iscritto dalla Veditrice e comunque limitatamente al contratto al quale si riferiscono.

OGGETTO DELLA FORNITURA - La fornitura comprende esclusivamente quanto indicato nella conferma d'ordine della Veditrice. Il testo della conferma d'ordine prevale, in ogni caso, sul testo eventualmente difforme dell'offerta o dell'ordinazione, ed annulla e sostituisce eventuali accordi o trattative che non siano riportati nella conferma stessa. L'esecuzione parziale dell'ordine senza preventiva conferma non comporta approvazione per l'intero ordine, bensì approvazione parziale relativamente alla merce consegnata.

CARATTERISTICHE DEI MATERIALI - Le informazioni e i dati risultanti da cataloghi o illustrazioni, così come le caratteristiche dei campioni e dei modelli di Antica Ceramica Rubiera S.r.l. sono sempre approssimativi ed è quindi facoltà della Veditrice apportare ai prodotti quelle variazioni, senza alterarne le caratteristiche essenziali, che si ritenessero necessarie o opportune senza obbligo di preavviso. I toni dei colori campionati hanno caratteristiche puramente indicative e non vincolante, così come la possibilità di ripetere tonalità precedentemente fornite che, pertanto, non rappresentano impegno per la Veditrice e motivo di reclamo per l'Acquirente. Salvo specifiche richieste da concordare prima della conferma d'ordine, la Veditrice non garantisce che l'ordine del singolo articolo venga integralmente evaso con un medesimo lotto di produzione.

ORDINI - Sono sempre impegnativi e irrevocabili per l'Acquirente: la Veditrice sarà vincolata solo dopo la conferma scritta. S'intende comunque che ogni ordine viene fatto con la completa accettazione da parte dell'Acquirente di tutte le presenti Condizioni Generali. Nell'ordinazione dovranno essere contemplati soltanto articoli di produzione corrente: non saranno comunque oggetto di conferma quei materiali per i quali la Veditrice in dipendenza di esigenze interne o di mercato, ha ritenuto opportuno sospendere la produzione. Ogni ordine deve essere inoltrato per iscritto, anche se, per ragioni di urgenza dovesse essere preceduto da comunicazione telefonica.

TERMINE DI CONSEGNA - I termini di consegna decorrono dalla data della conferma d'ordine e, salvo diverse pattuizioni scritte, hanno carattere puramente indicativo e non essenziale. Eventuali ritardi nelle consegne, interruzioni, sospensioni totali o parziali delle forniture non daranno all'Acquirente alcun diritto ad indennizzi o risarcimenti, ogni eccezione rimossa.

CONSEGNA E TRASPORTO - Salvo patto contrario, la vendita s'intende Franco Fabbrica Antica Ceramica Rubiera S.r.l. e ciò anche quando sia convenuto che la spedizione o parte di essa venga curata dalla Veditrice. Ad ogni effetto di legge, il luogo di consegna della merce è quello nel quale la fornitura viene messa a disposizione dell'acquirente o all'atto della consegna al Vettore. In ogni modo, quali che siano i termini di resa pattuiti, la merce viaggia sempre a rischio e pericolo dell'Acquirente ed ogni responsabilità della Veditrice cessa, al più tardi, con la consegna al Vettore, nei confronti del quale l'Acquirente dovrà sporgere eventuali reclami relativi ad ammanchi o roture.

Il Compratore è tenuto a precisare al momento dell'ordine dettagliate modalità di trasporto: la Veditrice spedisce la merce col mezzo ritenuto più opportuno qualora mancassero preventive indicazioni al riguardo, senza che ciò costituisca per il Compratore motivo di reclamo.

ASSICURAZIONE - Se richiesta è sempre a carico dell'acquirente.

IMBALLO - Il confezionamento dei prodotti avviene in modalità random, quindi possibile avere anche facce uguali all'interno della stessa scatola. Salvi diversi accordi scritti, l'imballo sarà sempre in cartoni: avvenuta la consegna all'Acquirente o al Vettore senza reclami o riserve, cessa ogni responsabilità della Veditrice. **Saranno addebitate le seguenti spese di imballo: Euro 18,00/pz per gli imballi dei materiali in formato 60x120, 30x122, 20x122 e Euro 13,00/pz per gli imballi degli altri materiali. Rimane comunque in facoltà della Veditrice aumentare le spese d'imballo in caso di significative variazioni del costo delle materie prime.**

GARANZIA - La Veditrice garantisce la qualità di quanto fornito confor-

memente alle scelte richieste dall'Acquirente. In particolare, la garanzia riconosciuta dalla Veditrice è relativa ai prodotti di prima scelta con tolleranza del 5%. La merce in scelta differente dalla prima (seconda, terza scelta, stock, partite occasionali ecc.), s'intende sempre venduta come "vista e piaciuta". E' fatto obbligo all'Acquirente verificare la merce in termini di qualità e quantità entro breve termine dalla consegna. Nel caso l'Acquirente rivenda la merce a soggetti che rivestono la qualifica di Consumatori, è escluso il diritto di cui all'art. 131 del Codice di Consumo decorso un anno dalla consegna da parte della Veditrice.

RECLAMI - Eventuali contestazioni dovranno essere inviate a mezzo racc.a.r. presso la sede legale della Veditrice, nei termini di legge. La posa del materiale determina la decadenza dall'azione per vizi e/o difetti, importando rinuncia implicita alla garanzia di cui all'art. 1490 c.c.. In ogni caso la garanzia comprende unicamente la sostituzione dei soli pezzi difettosi o la riparazione, con esclusione di ogni ulteriore e diversa obbligazione, anche risarcitoria. La presenza di piastrelle difettose non inficia la qualità dell'intera fornitura né comporta l'obbligo della integrale sostituzione.

SOLVE ET REPETE - Eventuali contestazioni sul materiale non danno diritto all'Acquirente di sospendere o ritardare in tutto o in parte il pagamento, nei termini pattuiti, della merce oggetto di contestazione, né, tanto meno, di altre forniture.

PREZZI - Si intendono sempre riferiti al listino in vigore al momento della conferma della Veditrice. Salvo diversa pattuizione scritta, sono sempre al netto e relativi a merce franco fabbrica, non comprendendo quindi altri oneri e spese, che saranno sempre a carico del Compratore.

PENALE PER ANNULLAMENTO ORDINI - In caso di annullamento da parte del Compratore di un ordine confermato e pronto per il carico, è in facoltà della Veditrice di addebitare una penale pari al 20% del valore del materiale.

PAGAMENTI - I pagamenti dovranno essere effettuati come indicati nella conferma d'ordine: a tutti gli effetti, il luogo di pagamento resta fissato nella sede della Antica Ceramica Rubiera S.r.l. anche se effettuati a mezzo di personale autorizzato, rimessa diretta, tratte autorizzate, ricevute bancarie o effetti cambiari. In caso di ritardato o mancato pagamento anche parziale, così come nel caso di mutamento delle condizioni patrimoniali dell'Acquirente, sarà in diritto della Veditrice esigere gli interessi di mora al tasso commerciale corrente, così come sospendere l'esecuzione delle forniture in corso e/o risolvere in tutto o in parte qualsiasi contratto in atto, senza che l'Acquirente possa rivendicare risarcimenti diretti e/o indiretti di alcun tipo.

RISERVA DI PROPRIETÀ - Nel caso in cui il pagamento, per accordi contrattuali, debba essere effettuato in tutto o in parte dopo la consegna, la merce consegnata resta in proprietà di Antica Ceramica Rubiera S.r.l. fino al completo pagamento del prezzo.

LEGGE APPLICABILE - FORO COMPETENTE - Il contratto è disciplinato dalla legge italiana. La definizione di qualsiasi controversia derivante, dipendente o conseguente dai contratti di vendita con Antica Ceramica Rubiera S.r.l., anche se riferibili ad affari trattati da propri dipendenti o incaricati fuori dalla propria Sede, è soggetta alla giurisdizione dello Stato Italiano e unico Foro competente in via esclusiva è quello di Reggio Emilia.

TERMS AND CONDITIONS OF SALE

CONTRACTUAL RULES - These General Conditions of Sale, unless changes or exceptions agreed in writing, govern all the sale contracts completed between the Seller and the Buyer. Any offers, transactions, credits and / or rebates granted by agents or other intermediaries will not be binding unless accepted in writing by the Seller and in any case limited to the contract to which they refer.

OBJECT OF THE SUPPLY - The supply includes only what is indicated in the Seller's order confirmation. The text of the order confirmation prevails, in any case, over the text that may differ from the offer or order, and cancels and replaces any agreements or negotiations that are not indicated in the confirmation itself. Partial execution of the order without prior confirmation does not imply approval for the entire order, but partial approval for the goods delivered.

MATERIAL FEATURES - The informations and datas on catalogues or flyers, as well as the characteristics of the samples and collection of Antica Ceramica Rubiera S.r.l. are always approximate and it is therefore the Seller's right to make those variations to the products, without changing their essential characteristics, which were deemed necessary or appropriate without prior notice. The shades of the sampled colors are only indicative and not binding, as well as the possibility of repeating previously provided shades which, therefore, do not represent a commitment for the Seller and a reason for complaint for the Buyer. Except for specific requests to be agreed before the order confirmation, the Seller does not guarantee that the order of the single item will be fully processed with the same production batch.

ORDERS - They are always binding and irrevocable for the Buyer: the Seller will be bound only after written confirmation. It is understood, however, that each order is made with the complete acceptance by the Purchaser of all these General Conditions. When ordering, only items of current production must be contemplated: those materials for which the Seller, depending on internal or market needs, has deemed it appropriate to suspend production, will not be confirmed. Each order must be sent in writing, even if, for reasons of urgency, it should be preceded by telephone communication.

DELIVERY TIME - The delivery terms start from the date of the order confirmation and, unless otherwise agreed in writing, are purely indicative and not essential. Eventual delays in deliveries, interruptions, total or partial suspensions of supplies will not give the Purchaser any right to compensation, any exception removed.

DELIVERY AND TRANSPORT - Unless otherwise agreed, the sale is understood to be EX FACTORY Antica Ceramica Rubiera S.r.l. and this also when it is agreed that the shipment or part of it will be handled by the Seller. For all legal purposes, the place of delivery of the goods is that in which the supply is made available to the buyer or upon delivery to the Carrier. In any case, whatever yield agreed upon, the goods always travel at the risk and peril of the Buyer and any liability of the Seller ends, at the latest, with the delivery to the Carrier, against which the Buyer must protrude any complaints relating to shortages or breakages. At the time of the order, the Buyer is required to specify detailed instructions of transport: the Seller will ship the goods by the means deemed most appropriate if there are no prior indications in this regard, without this being a reason for the Buyer to complain.

INSURANCE - If requested it is always paid by the buyer.

PACKAGING - Random packaging, could happen to find same faces inside a box. Unless otherwise agreed in writing, the packaging will always be in cartons: after delivery to the Buyer or to the Carrier without complaints or reservations, all Seller's liability ceases. **The following packaging costs will be charged: Euro 18.00 / pc for packaging of materials in 60x120, 30x122, 20x122 size and Euro 13.00 / pc for packaging of other materials. However, the Seller remains entitled to increase the packaging costs in the event of significant changes in the cost of raw materials.**

WARRANTY - The Seller guarantees the quality of what is supplied in accordance with the preferences requested by the Buyer. In particular, the guarantee recognized by the Seller relates to first choice products with a tolerance of 5%. The goods in a different choice from the first (second, third choice, stock, occasional lots, etc.), are always intended as "seen and liked". The Buyer is obliged to check the goods in terms of quality and quantity within a short time of delivery. If the Buyer resells the goods to subjects who qualify as Consumers, the right pursuant to art. 131 of the Consumer Code is excluded after one year of delivery by the Seller.

COMPLAINTS - Any disputes must be sent by registered mail at the Seller's legal office, in accordance with the law. The installation of the material causes the forfeiture of any action due to defects, meaning an implicit waiver of the guarantee pursuant to art. 1490 of the Italian Civil Code. In any case, the guarantee only includes the replacement of only defective parts or repair, with the exclusion of any further and different obligation, including compensation. The presence of defective tiles does not affect the quality of the entire supply nor does it involve the obligation of full replacement. **SOLVE ET REPETE** - Any disputes on the material do not entitle the Purchaser to suspend or delay payments in whole or in part, within the agreed terms, of the goods subject of the dispute, let alone other supplies.

PRICES - They are always referred to the price list in force at the time of the Seller's confirmation. Unless otherwise agreed in writing, they are always net and related to ex-works goods, therefore not including other charges and expenses, which will always be borne by the Buyer.

PENALTY FOR ORDERS CANCELLATION - In the event of cancellation by the Buyer of a confirmed order ready for loading, the Seller has the right to charge a penalty equal to 20% of the value of the material.

PAYMENTS - Payments must be made as indicated in the order confirmation: for all intents and purposes, the place of payment remains fixed at the headquarters of Antica Ceramica Rubiera S.r.l. even if completed by authorized personnel, direct remittance, authorized draft, bank receipts or bills of exchange. In the event of delayed or missing-payment, even partial, as well as in the case of a change in the Buyer's financial conditions, the Seller will be entitled to request the interest at the current commercial rate, as well as to interrupt the execution of supplies in progress and / o terminate in whole or in part any contract in progress, without the Buyer being able to claim direct and / or indirect compensation of any kind.

RESERVATION OF TITLE-OWNERSHIP - In the event that the payment, by contractual agreements, must be made in whole or in part after delivery, the delivered goods remain of property of Antica Ceramica Rubiera S.r.l. until full payment has been completed.

APPLICABLE LAW - COMPETENT COURT - The contract is governed by Italian law. The definition of any controversy deriving, dependent or consequent from the sales contracts with Antica Ceramica Rubiera Srl, even if referable to business dealt with by its employees or appointed outside of its headquarters, is subject to the jurisdiction of the Italian State and of the competent Court of Reggio Emilia.

RÈGLEMENTS CONTRACTUELS - Les présentes conditions générales de vente, sauf modifications ou dérogations convenues par écrit, régissent tous les contrats de vente conclus entre le vendeur et l'acheteur. Les offres, transactions, crédits et / ou rabais accordés à l'initiative d'agents ou autres intermédiaires ne seront contraignants que s'ils sont acceptés par écrit par le Vendeur et en tout cas limités au contrat auquel ils se réfèrent.

OBJET DE LA FOURNITURE - La fourniture comprend uniquement ce qui est indiqué dans la confirmation de commande du vendeur. Le texte de la confirmation de commande prévaut, dans tous les cas, sur le texte qui peut différer de l'offre ou de la commande, et annule et remplace tout accord ou négociation qui ne serait pas indiqué dans la confirmation elle-même. L'exécution partielle de la commande sans confirmation préalable n'implique pas l'approbation de l'ensemble de la commande, mais une approbation partielle des marchandises livrées.

CARACTÉRISTIQUES DES MATÉRIAUX - Les informations et données issues de catalogues ou illustrations, ainsi que les caractéristiques des échantillons et modèles de Antica Ceramica Rubiera S.r.l. elles sont toujours approximatives et il appartient donc au Vendeur d'apporter ces modifications aux produits, sans altérer leurs caractéristiques essentielles, qui ont été jugées nécessaires ou appropriées sans préavis. Les nuances des couleurs échantillonnées sont purement indicatives et non contraignantes, ainsi que la possibilité de répéter les nuances précédemment fournies qui, par conséquent, ne représentent pas un engagement pour le vendeur et un motif de réclamation pour l'acheteur. Sauf demandes spécifiques à convenir avant la confirmation de la commande, le Vendeur ne garantit pas que la commande de l'article unique sera entièrement traitée avec le même lot de production.

COMMANDES - Elles sont toujours contraignantes et irrévocables pour l'acheteur: le Vendeur ne sera lié qu'après confirmation écrite. Il est toutefois entendu que chaque commande est effectuée avec l'acceptation complète par l'acheteur de l'ensemble des présentes Conditions Générales. Lors de la commande, seuls les articles de production en cours doivent être pris en compte: les matériaux pour lesquels le vendeur, en fonction des besoins internes ou du marché, a jugé opportun de suspendre la production, ne seront pas confirmés. Chaque commande doit être envoyée par écrit, même si, pour des raisons d'urgence, elle doit être précédée d'une communication téléphonique.

DÉLAI DE LIVRAISON - Les conditions de livraison commencent à compter de la date de confirmation de la commande et, sauf convention contraire écrite, sont purement indicatives et non essentielles. Les éventuels retards de livraisons, interruptions, suspensions totales ou partielles des approvisionnements ne donneront à l'acheteur aucun droit à indemnité ou compensation, toute exception supprimée.

LIVRAISON ET TRANSPORT - Sauf convention contraire, la vente s'entend de Franco Fabbrica Antica Ceramica Rubiera S.r.l. et ceci également lorsqu'il est convenu que l'envoi ou une partie de celui-ci sera géré par le Vendeur. À toutes fins légales, le lieu de livraison de la marchandise est celui où la fourniture est mise à disposition de l'acheteur ou lors de la livraison au Transporteur. Dans tous les cas, quelles que soient les modalités de retour convenues, les marchandises voyagent toujours aux risques et périls de l'acheteur et toute responsabilité du Vendeur cesse, au plus tard, avec la livraison au Transporteur, contre laquelle l'acheteur doit faire saillie. toute réclamation relative à des pénuries ou des ruptures.

Au moment de la commande, l'acheteur est tenu de préciser les modes de transport détaillés: le Vendeur expédiera la marchandise par les moyens jugés les plus appropriés s'il n'y a pas d'indications préalables à cet égard, sans que cela ne soit une raison pour l'acheteur de se plaindre.

ASSURANCE - Sur demande, elle est toujours payée par l'acheteur.

EMBALLAGE - Le conditionnement des produits s'effectue de manière aléatoire, il est donc possible d'avoir des faces identiques à l'intérieur d'une même boîte. Sauf convention écrite contraire, les em-

ballages seront toujours en cartons: après livraison à l'acheteur ou au Transporteur sans réclamations ni réserves, toute responsabilité du Vendeur cesse. **Les frais d'emballage suivants seront facturés: 18,00 euros / pc pour l'emballage de matériaux au format 60x120, 30x122, 20x122 et Euro 13,00 / pc pour l'emballage d'autres matériaux. Cependant, le vendeur reste en droit d'augmenter les coûts d'emballage en cas de changements significatifs dans le coût des matières premières.**

GARANTIE - Le Vendeur garantit la qualité de ce qui est fourni conformément aux choix demandés par l'acheteur. En particulier, la garantie reconnue par le Vendeur concerne les produits de premier choix avec une tolérance de 5%. Les marchandises dans un choix différent du premier (deuxième, troisième choix, stock, lots occasionnels, etc.), sont toujours conçues comme «vues et aimées». L'acheteur est tenu de vérifier la marchandise en termes de qualité et de quantité dans un délai court après la livraison. Si l'acheteur revend les marchandises à des sujets qui se qualifient en tant que Consommateurs, le droit conformément à l'art. Est exclu. 131 du Code de la consommation après un an de livraison par le Vendeur.

LITIGES- Tout litige doit être envoyé par le biais de racc.a.r. au siège social du Vendeur, conformément à la loi. La pose du matériel détermine la déchéance de l'action en raison de vices et / ou défauts, entraînant une renonciation implicite à la garantie conformément à l'art. Dans tous les cas, la garantie ne comprend que le remplacement des pièces défectueuses ou la réparation, à l'exclusion de toute autre obligation différente, y compris l'indemnisation. La présence de carreaux défectueux n'affecte pas la qualité de l'ensemble de la fourniture et n'entraîne pas l'obligation de remplacement complet.

SOLVE ET REPETE - Tout litige sur le matériel ne donne pas le droit à l'acheteur de suspendre ou de retarder tout ou partie du paiement, dans les conditions convenues, des marchandises faisant l'objet du litige, sans parler des autres fournitures.

PRIX - Ils sont toujours référés à la grille tarifaire en vigueur au moment de la confirmation du Vendeur. Sauf accord contraire par écrit, ils sont toujours nets et liés aux marchandises départ usine, n'incluant donc pas les autres frais et dépenses, qui seront toujours à la charge de l'acheteur.

PENAL POUR ANNULLATION DE COMMANDES - En cas d'annulation par l'acheteur d'une commande confirmée prête à être chargée, le Vendeur a le droit de facturer une pénalité égale à 20% de la valeur du matériel.

PAIEMENTS - Les paiements doivent être effectués comme indiqué dans la confirmation de commande: à toutes fins utiles, le lieu de paiement reste fixé au siège social de Antica Ceramica Rubiera S.r.l. même s'ils sont effectués par du personnel autorisé, versement direct, itinéraires autorisés, reçus bancaires ou lettres de change. En cas de retard ou de non-paiement, même partiel, ainsi qu'en cas de modification des conditions de capital de l'acheteur, le Vendeur sera en droit d'exiger des intérêts de retard au taux commercial en vigueur, ainsi que de suspendre l'exécution des fournitures en cours et / o résilier en tout ou en partie tout contrat en cours, sans que l'acheteur ne puisse prétendre à une compensation directe et / ou indirecte de quelque nature que ce soit.

RESERVE DE PROPRIETE - Dans le cas où le paiement, par accords contractuels, doit être effectué en tout ou en partie après la livraison, les marchandises livrées restent la propriété de Antica Ceramica Rubiera S.r.l. jusqu'au paiement intégral du prix.

DROIT APPLICABLE - TRIBUNAL COMPÉTENT - Le contrat est régi par la loi italienne. La définition de toute controverse découlant, dépendant de ou résultant des contrats de vente avec Antica Ceramica Rubiera Srl, même si elle se rapporte à des affaires traitées par ses employés ou désignées en dehors de son siège, est soumise à la juridiction de l'État italien et à la seule juridiction exclusive. est celle de Reggio Emilia.

VERTRAGSNORM - Die vorliegenden Generellen Verkaufsbedingungen regeln vorbehaltlich schriftlich vereinbarter Änderungen oder Abweichungen alle Verkaufsverträge zwischen dem Verkäufer und dem Käufer. Eventuelle Angebote, Transaktionen, Verrechnungen bzw. Gutschriften, die durch die Vertreter oder andere Zwischenhändler vereinbart werden, werden nicht bindend sein, wenn sie nicht schriftlich durch den Verkäufer angenommen werden und beziehen sich auf jeden Fall auf den jeweiligen Vertrag.

BETREFF DER LIEFERUNG - Die Lieferung schließt ausschließlich ein, was in der Auftragsbestätigung des Verkäufers aufgeführt ist. Der Text der Auftragsbestätigung herrscht auf jeden Fall gegenüber dem Text vor, der eventuell im Angebot oder in der Bestellung aufgeführt ist und löscht und ersetzt eventuelle Vereinbarungen oder Verhandlungen, die in der Auftragsbestätigung nicht aufgeführt sind. Die teilweise Ausführung des Auftrags ohne vorherige Bestätigung führt zu keiner Annahme des ganzen Auftrags, sondern zu einer teilweisen Annahme hinsichtlich der gelieferten Ware.

EIGENSCHAFTEN DER MATERIALIEN - Die Informationen und die Daten der Kataloge oder Darstellungen, wie auch die Eigenschaften der Muster und der Modelle der Antica Ceramica Rubiera S.r.l. sind immer annähernd und somit unterliegt es dem Verkäufer, den Produkten diese Änderungen zuzufügen, ohne die grundsätzlichen Eigenschaften zu ändern, die für notwendig oder angebracht gehalten werden, wobei keine Ankündigungspflicht vorliegt. Die Töne der Musterfarben haben eine rein ungefähre und nicht bindende Eigenschaft, wie auch die Möglichkeit, zuvor gelieferte Töne zu wiederholen, die somit keine Pflicht für den Verkäufer oder einen Reklamationsgrund für den Käufer darstellen. Ausschließlich spezifischer Anfragen, die vor der Auftragsbestätigung zu vereinbaren sind, garantiert der Verkäufer nicht, dass der Auftrag des einzelnen Artikels vollständig mit demselben Produktionslos abgewickelt wird.

AUFTRÄGE - Sie sind für den Käufer immer verpflichtend und unwiderruflich: Der Verkäufer wird erst nach der schriftlichen Bestätigung gebunden sein. Es versteht sich auf jeden Fall, dass jeder Auftrag mit der vollständigen Annahme aller vorliegenden Allgemeinen Bedingungen durch den Käufer ausgeführt wird. In dem Auftrag müssen nur Artikel der aktuellen Produktion betrachtet werden: Gegenstand der Bestätigung werden auf jeden Fall nicht die Materialien sein, hinsichtlich dieser der Verkäufer abhängig von internen oder Marktanforderungen entschieden hat, die Produktion aufzuheben. Jeder Auftrag muss schriftlich übermittelt werden, auch wenn er aufgrund der Dringlichkeit schon durch einen Telefonanruf erteilt wurde.

LIEFERFRIST - Die Lieferfristen beginnen ab dem Datum der Auftragsbestätigung und sind vorbehaltlich unterschiedlicher schriftlicher Vereinbarungen absolut richtungsweisend und nicht grundlegend. Eventuelle Lieferverzögerungen, Unterbrechungen, die vollständige oder teilweise Aufhebung der Lieferungen werden dem Käufer ohne jegliche Ausnahme kein Recht auf Schadensersatz oder Entschädigung geben.

LIEFERUNG UND TRANSPORT - Vorbehaltlich gegensätzlicher Vereinbarungen versteht sich der Verkauf ab Werk Antica Ceramica Rubiera S.r.l., auch wenn vereinbart wurde, dass der Versand oder Teil dieses durch den Verkäufer erfolgt. Hinsichtlich jeglicher gesetzlicher Auswirkung, ist der Lieferort der Ware derjenige, an den die Lieferung dem Käufer zur Verfügung gestellt wird oder während der Auslieferung an den Spediteur. Unabhängig von den vereinbarten Lieferbedingungen reist die Ware auf jeden Fall immer auf Risiko und Gefahr des Käufers und jegliche Haftung des Verkäufers endet spätestens nach der Aushändigung an den Spediteur, an den der Käufer eventuelle Reklamationen hinsichtlich Fehlmengen oder Schäden übersenden muss.

Der Käufer ist während der Auftragserteilung verpflichtet, detaillierte Transportvorgehensweisen aufzuführen: Der Verkäufer wird die Ware mit dem best geeigneten Mittel versenden, falls vorherige diesbezügliche Angaben fehlen sollten, ohne dass dies ein Reklamationsgrund für den Käufer darstellt.

VERSICHERUNG - Wenn sie angefordert wird, geht sie zu Lasten des Käufers.

VERPACKUNG - Die Verpackung der Produkte erfolgt nach dem Zufallsprinzip, daher ist es möglich, dass sich in derselben Schachtel identische Seiten befinden. Außer bei unterschiedlich lautenden schriftlichen Vereinbarungen, wird die Verpackung immer in Kartons erfolgen: Nach der Aushändigung an

den Käufer oder den Spediteur ohne Reklamationen oder Vorbehalte, endet jegliche Verantwortung des Verkäufers.

Es werden die folgenden Verpackungskosten berechnet: 18,00 €/St. für Verpackungen der Materialien im Format 60x120, 30x122, 20x122 und 13,00 €/St. für die Verpackungen der anderen Materialien. Der Verkäufer hat auf jeden Fall die Möglichkeit, die Verpackungskosten zu erhöhen, falls bedeutende Änderungen der Rohmaterialkosten auftreten sollten.

GARANTIE - Der Verkäufer garantiert die Qualität der gelieferten Ware in Übereinstimmung mit den Anforderungen des Käufers. Insbesondere bezieht sich die vom Verkäufer anerkannte Garantie auf die Produkte erster Wahl mit einer Toleranz von 5%. Im Unterschied zu als erster Wahl bestellter Ware (zweite, dritte Wahl, Lagerware, Sonderposten usw.) versteht sie sich immer als „gesehen und genehmigt“. Der Käufer ist verpflichtet, die Ware in puncto Qualität und Menge innerhalb kürzester Zeit nach der Auslieferung zu prüfen. Falls der Käufer die Ware Personen verkauft, die als Verbraucher auftreten, ist das Recht laut Par. 131 des Verbrauchergesetzes ausgeschlossen, wenn ein Jahr nach der Auslieferung durch den Verkäufer vergangen ist.

REKLAMATIONEN - Eventuelle Beanstandungen müssen per Einschreiben an die gesetzliche Niederlassung des Verkäufers laut gesetzlicher Vorschrift übersendet werden. Das Verlegen des Materials bestimmt die Verwirkung des Vorgangs aufgrund von Mängeln bzw. Schäden, wodurch ein ausdrücklicher Verzicht auf die Garantie erfolgt, laut Par. 1490 des italienischen Zivilgesetzbuchs. Auf jeden Fall schließt die Garantie ausschließlich den Austausch der defekten Teile oder die Reparatur ein, ausschließlich jeglicher weiterer und anderer Pflichten, einschließlich des Schadensersatzes. Die Anwesenheit von defekten Fliesen beeinträchtigt die Qualität der ganzen Lieferung nicht und führt auch zu keiner Verpflichtung eines vollständigen Ersatzes.

SOLVE ET REPETE - Eventuelle Beanstandungen hinsichtlich des Materials werden dem Käufer kein Recht verleihen, die Bezahlung der beanstandeten Ware oder anderer Lieferungen innerhalb der vereinbarten Fristen weder ganz noch teilweise aufzuheben oder zu verzögern.

PREISE - Sie verstehen sich immer in Bezug auf die geltende Preisliste im Moment der Bestätigung durch den Verkäufer. Vorbehaltlich anderer schriftlicher Vereinbarungen handelt es sich immer um Nettopreise, die ab Werk gelten und somit keine weiteren Kosten und Auslagen enthalten, die immer zu Lasten des Käufers gehen.

VERTRAGSSTRAFE AUFGRUND EINER AUFTRAGSLÖSCHUNG - Im Falle einer Löschung eines bestätigten und versandbereiten Auftrags durch den Käufer, kann der Verkäufer eine Vertragsstrafe von 20% des Materialwerts berechnen.

BEZAHLUNG - Die Bezahlungen müssen wie in der Auftragsbestätigung aufgeführt vorgenommen werden: Der Zahlungsort befindet sich absolut im Geschäftssitz der Antica Ceramica Rubiera S.r.l., auch wenn die Zahlungen über zugelassenes Personal, Direktüberweisung, zugelassene Tratten, Bankquittungen oder Wechsel erfolgen. Im Falle einer verzögerten oder auch teilweise nicht erfolgreicher Bezahlung, wie auch im Falle einer Änderung der Eigentumsbedingungen des Käufers, wird der Verkäufer das Recht haben, die Zinsen zum aktuellen Handelszinssatz anzufordern, wie auch die Aufhebung der Ausführung der laufenden Lieferungen vorzunehmen bzw. jeglichen vorliegenden Vertrag ganz oder teilweise aufzuheben, ohne dass der Käufer direkte oder indirekte Schadensersatzanforderungen stellen kann.

EIGENTUMSVORBEHALT - Falls die Bezahlung aufgrund vertraglicher Vereinbarungen ganz oder teilweise nach der Auslieferung ausgeführt werden muss, verbleibt die ausgelieferte Ware Eigentum der Antica Ceramica Rubiera S.r.l. bis zur vollständigen Bezahlung des Preises.

ANWENDBARES GESETZ - ZUSTÄNDIGES GERICHT - Der Vertrag wird durch das italienische Gesetz geregelt. Die Bestimmung eines jeglichen daraus erfolgenden Gegensatzes, abhängig oder in Folge der Verkaufsverträge mit der Antica Ceramica Rubiera S.r.l., auch wenn sich diese auf Geschäftsbeziehungen der Firmenangehörigen oder beauftragter Personen außerhalb des Geschäftssitzes beziehen, unterliegt der Rechtsprechung des Italienischen Staats und der einzige zuständige Gerichtshof ist der in Reggio Emilia.

EN ISO 9001:2015 - EN ISO 14001:2015 - EN ISO 50001:2018 - EN ISO 45001:2018 - UNI EN ISO 14021: 2016 - GREENGUARD GOLD



Ceramics of Italy



Antica Ceramica Rubiera S.r.l.

Via Salvaterra, 18/A - 42048 Rubiera (RE) - Italy

Tel. +39 0522 628841 - Fax +39 0522 628976 - info@anticaceramica.it

www.anticaceramica.it